

Phosphorus and nitrogen losses from a grassland site on a heavy clay soil in a fluvial plain in the Netherlands

Caroline van der Salm, Gerwin F. Koopmans and Wim. J. Chardon

Transport of dissolved nutrients by water through the soil matrix to groundwater and drains is assumed to be the dominant pathway for nutrient losses to ground- and surface water in flat areas like the Netherlands. Nutrient losses and pathways from a grassland site on a heavy clay soil in the Netherlands were studied from 2003 onwards. The site was located in a fluvial plain and was drained by drains and trenches. Annual N and P surpluses (input by fertilizer and manure minus uptake by grass) were on average 115 kg N ha⁻¹yr⁻¹ and 11 kg P ha⁻¹ yr⁻¹.

The monitoring site



Figure 1: The monitoring site

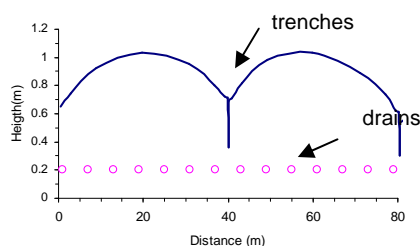


Figure 2: Cross section of the site

Horizon	A	Cg	Cgr	Cr
Depth (m)	0-0.4	0.4-0.8	0.8-1.2	>1.2
OM (%)	5.4	2.3	2.0	2.5
pH	6.7	7.6	7.7	7.8
CaCO ₃ (%)	0.4	0.7	1.9	7.2
Clay (%)	57	59	53	47
MRP ¹ (mg/l)	0.05	<0.01	0.02	0.01
P _{ox} /(Al+Fe) _{ox}	6	6	8	11

¹ Concentrations in 1: 2 (s:s) water extract

Figure 3: Major soil properties

Hydrology and pathways

- Trenches are the dominant (60-90%) pathway for water and nutrients
- 10-40% of the discharge is removed by drains
- Contribution of drains depends on the presence of shrinkage cracks (related to precipitation surplus of the previous summer)

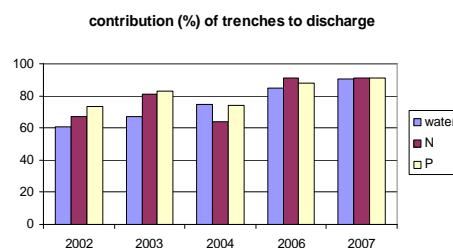


Figure 4: Contribution of trenches to discharge of water and nutrients

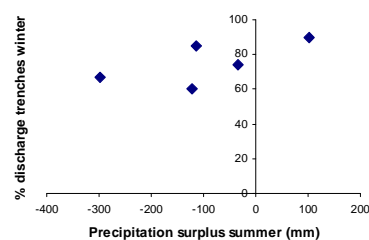


Figure 5: Contribution of trenches to discharge in winter in relation to precipitation surplus of the previous summer

Nutrient losses

- Average annual losses: 17 kg N ha⁻¹ yr⁻¹ and 3.5 kg P ha⁻¹ yr⁻¹
- Dissolved inorganic N and P < 25%
- 74% the P discharge and 45% of the N discharge is in particulate form
- Average flux weighted concentrations in the drains are 0.4 mg/l P and 5 mg/l N and 1.4 mg/l P and 6 mg/l N in the trenches

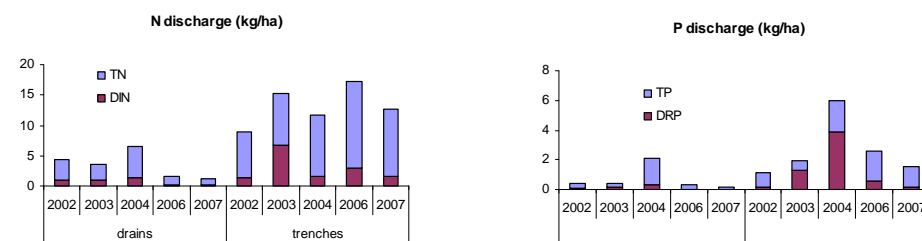


Figure 6: Annual N and P losses by discharge through drains and trenches

Conclusions

The monitoring experiment showed that:

- Rapid discharge of water by trenches and drains are dominant pathways for nutrient losses
- Matrix flow is almost absent despite the level terrain
- The contribution of the drains depends on the presence of shrinkage cracks
- Particulate forms of N and P losses are dominant in both the trenches and the drains
- Average flux weighted concentrations are far above Dutch environmental standards even when particulate N and P forms are assumed to have a limited bio-availability

