

Key Players In the Rural Economy

- Its People



Thanks

TOPICS:

- **Some figures on rural Ireland**
- **Profile of Teagasc Clients and Implications**
- **External Changes/Pressures**
- **Future Actions**

Some Figures

- **Irish Households**

→ 38% in Rural Areas

1 in 4 is a farm household

- **Land Resource**

Food industry turnover → €25 billion

Agri-exports → 11% of all exports

Multiplier effect → 1.73



Has to be major part of economic revival

Some Figures continued.....

Source of Income of Farm Households (%)

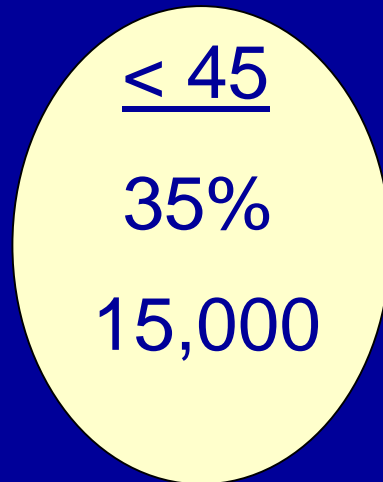
	Farm	Non-Farm	State
1994	55	27	15
2006	35	51	12
2009	?	?	?

TEAGASC CLIENT BASE

43,000 Clients

≈ 57% Off-Farm Income

AGE



45 - 60

40%

17,000

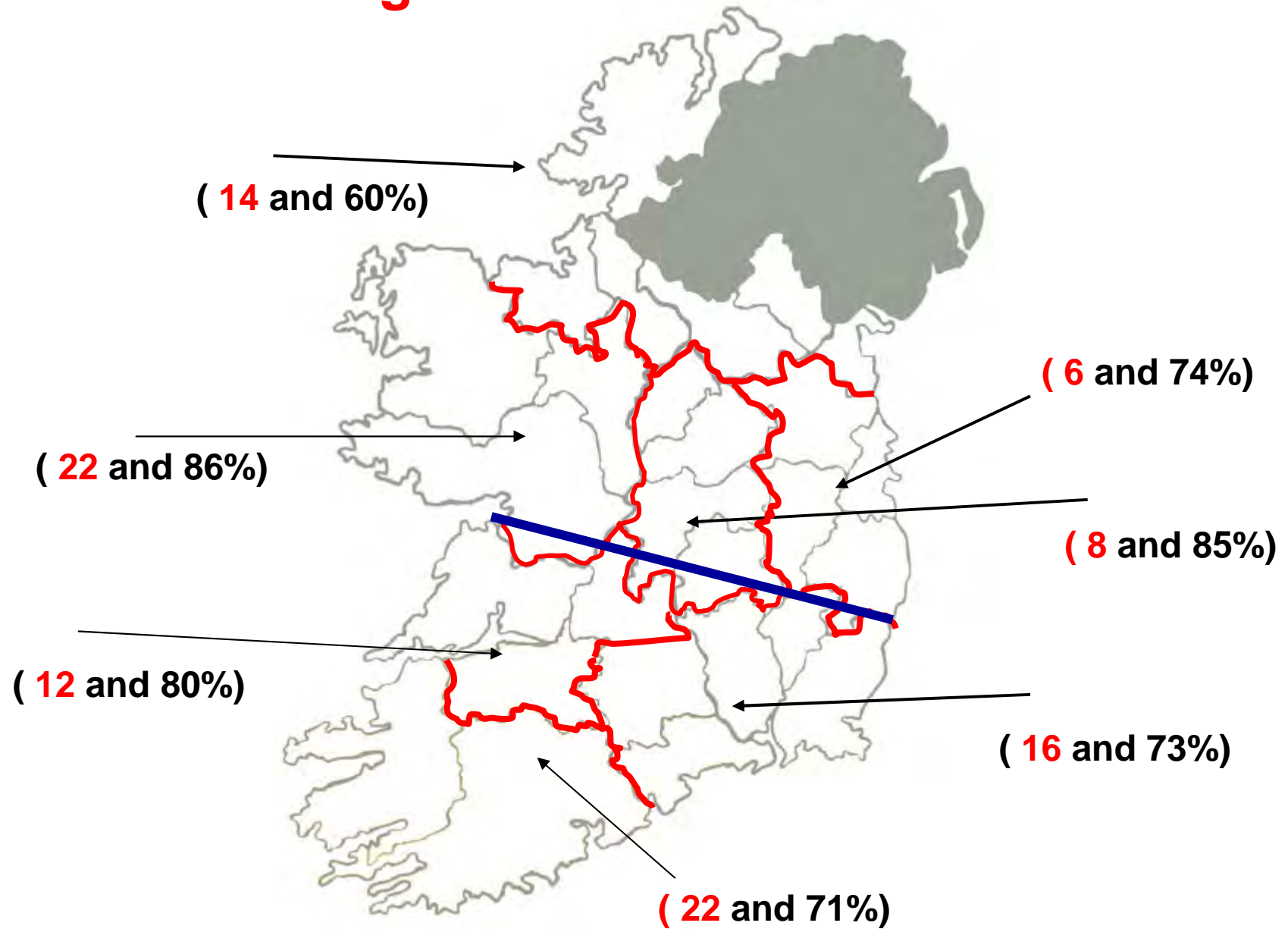
> 60

25%

11,000

75%
off - farm

Location of Younger Clients

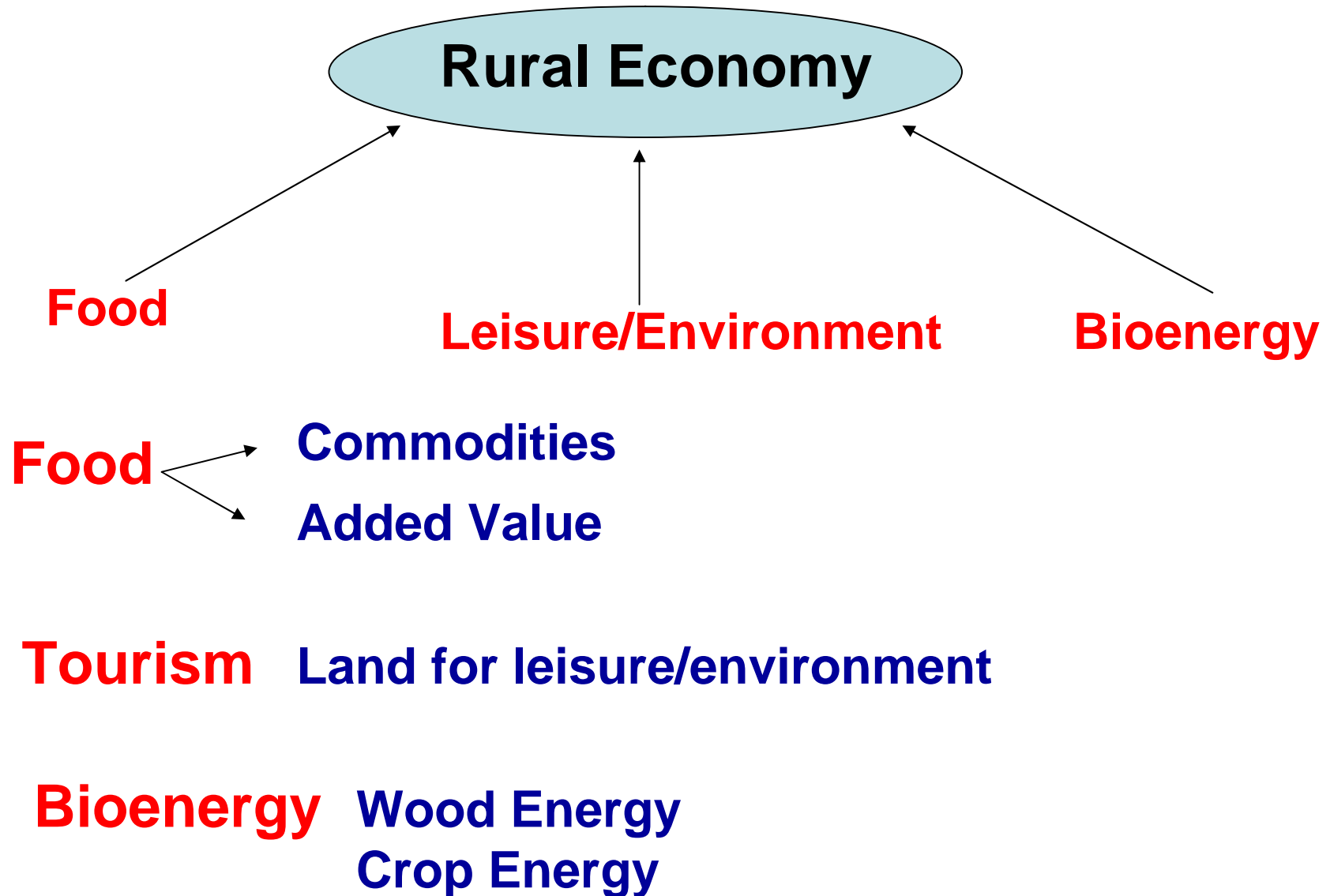


External Changes/Pressures

- **W.T.O. Agreement**
- **2013 – Single Payment changes ⇔ Losers**
- **Volatile Commodity Prices**
- **Climate Change Issues**
- **Recession**



FUTURE ACTIONS



Future Actions

Innovation





ACTIONS

- **Innovation**

Fostered, created and repeated

- **Service Delivery Innovation**

What we do?

and

How we do it?

- **Co-create solutions with people**
- **Idea stimulation and knowledge translation**
- **Harness new local expertise**

HOW ?

Partnership



Comhar LEADER & TEAGASC



Greater Networks
Closer to People
Technology



Take Home Message

We have people with:

- **Skills**
- **Experience**
- **Ambition**
- **Assets**

We co-create solutions with them by:

Getting closer to them

Facilitating them

Supporting them