

# Teagasc Dairy Beef Research Programme

## Johnstown Castle, Co. Wexford

**Update: August 2019**

### Animal Performance:

---

#### **2.5 year old steers**

- Due to the on-going beef protests, there are sixteen 2017 born bullocks that have yet to be killed. Some of these have now gone over the 30 month age limit.
- They remain on 5 kg concentrate/head/day.
- They were weighed on the 7<sup>th</sup> August and were 678 kg on average.

#### **Yearlings (18 month old)**

- The yearlings were weighed on the 7<sup>th</sup> August, averaging 450 kg. Compared to last year, on the 23<sup>rd</sup> August 2018 the 2017 born 18-month old cattle were averaging 415 kg.
- The heifers will be drafted out next week (first week of September) to commence their finishing period. They will be brought up to 5 kg concentrates per head per day and will be killed in November when they reach the required fatness.

	Heifers	Steers	ADG (kg/day)
<b>High</b>	429 kg	483 kg	0.85
<b>Medium</b>	434 kg	470 kg	0.81
<b>Low</b>	422 kg	464 kg	0.83

#### **Spring born calves**

- The calves were not weighed in August, having been weighed on the 16<sup>th</sup> July when they arrived (averaged 155 kg). They will be dosed, weighed and randomised into their treatment groups next week.
- The calves are being fed 2 kg concentrate at grass.

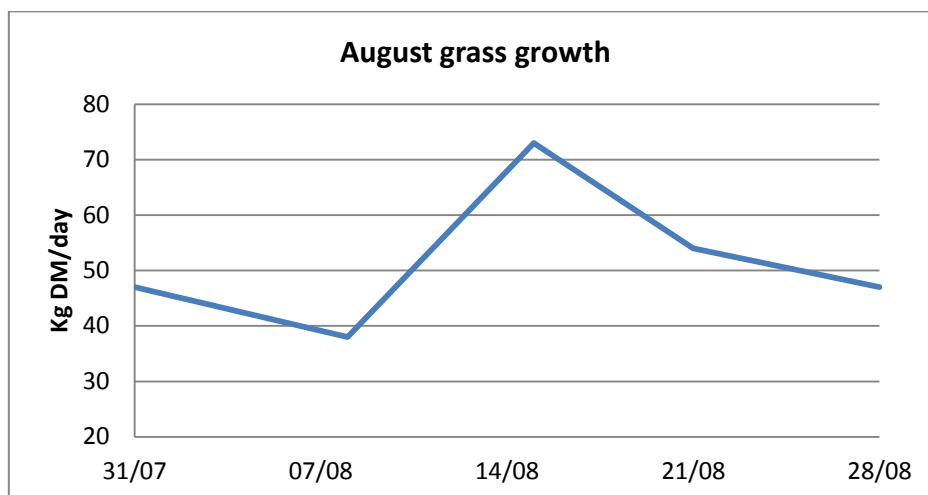
### Grassland Management:

---

- Grass is growing relatively well, averaging 52 kg DM/ha/day for the month of August. At the beginning of August, the dry weather meant daily grass growth was below 40 kgDM/ha. However, heat and rainfall brought a surge of growth around the 15<sup>th</sup> August.
- The average pre grazing yield for August was 1573 kg DM/ha, with heavier grass swards grazed at the beginning of the month.
- The cattle grazed paddocks out well, with an average of 3.25 cm post grazing height.
- The average grass DM was 20.7% for the month of August.
- Demand for grass will reduce with the introduction of concentrates at grass when the heifers commence their finishing period next week.

# Teagasc Dairy Beef Research Programme

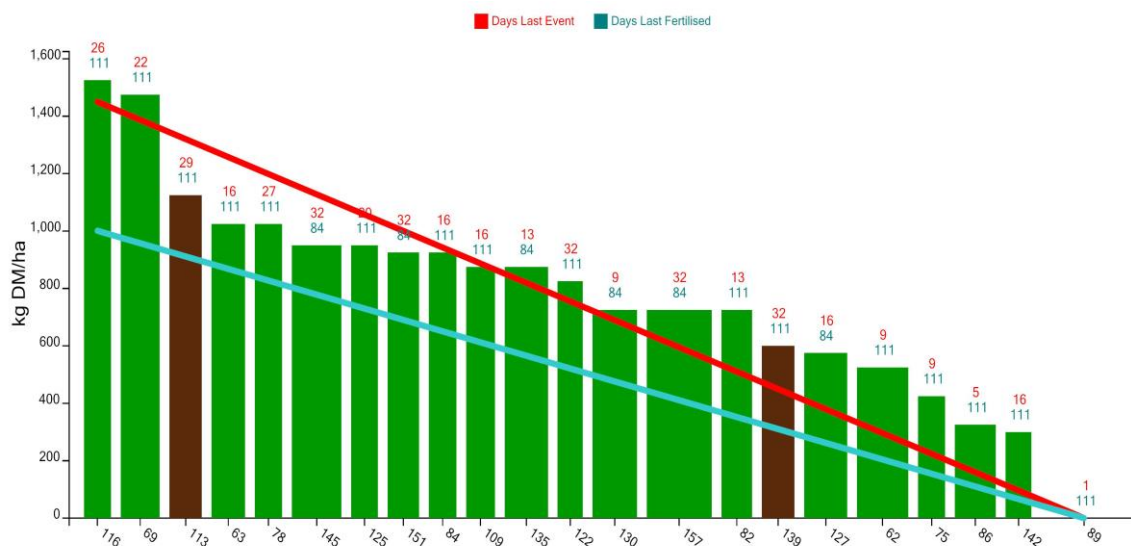
## Johnstown Castle, Co. Wexford



Farm Cover August 28<sup>th</sup> 2019

	Growth/ha	Demand/ha	Farm cover	Grazing area	Total LU	LU/ha	Days ahead
	Kg DM/ha/day	Kg DM/ha/day	Kg DM/ha	Ha			
<b>High</b>	45	42	732	22.32	77	3.45	17
<b>Medium</b>	62	38	738	24.26	77	3.17	19
<b>Low</b>	34	34	699	26.76	77	2.88	21

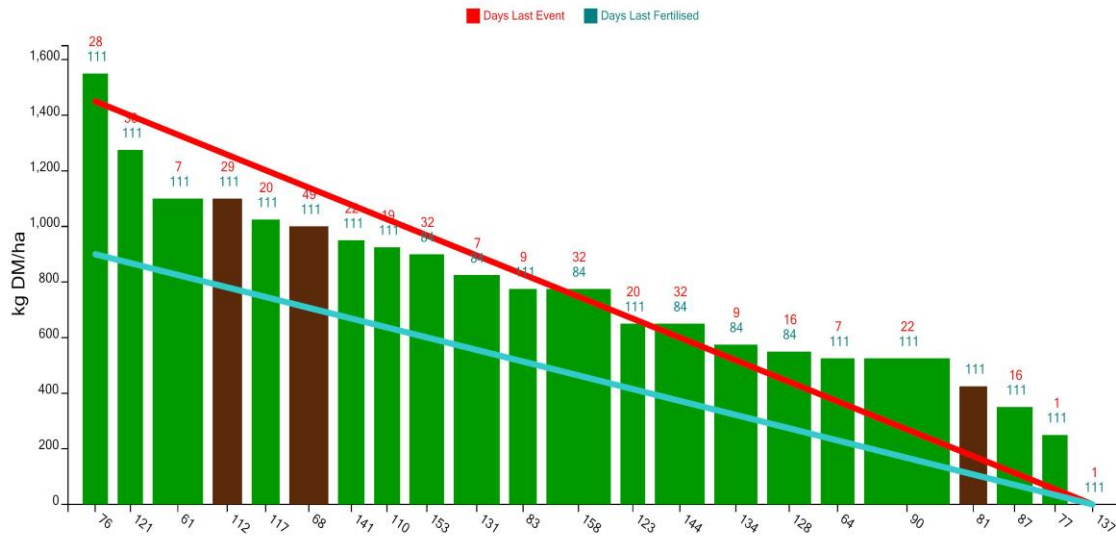
### High stocking rate farmlet



# Teagasc Dairy Beef Research Programme

## Johnstown Castle, Co. Wexford

### Medium stocking rate farmlet



### Low stocking rate farmlet

