

**A. Critical Issues**

1. Decrease concentrate feed levels
2. Increase stocking rate to match demand with growth
3. Reach target residual of 4cm
4. Improve cow body condition

**B. Whole farm situation**

1. Soil temperature today is 11.8°C.
2. Total rainfall over the past seven days was 19mm.
3. Average growth was 63kgDM/ha/day, (16% DM).

**C. 2013 Calving date trial**

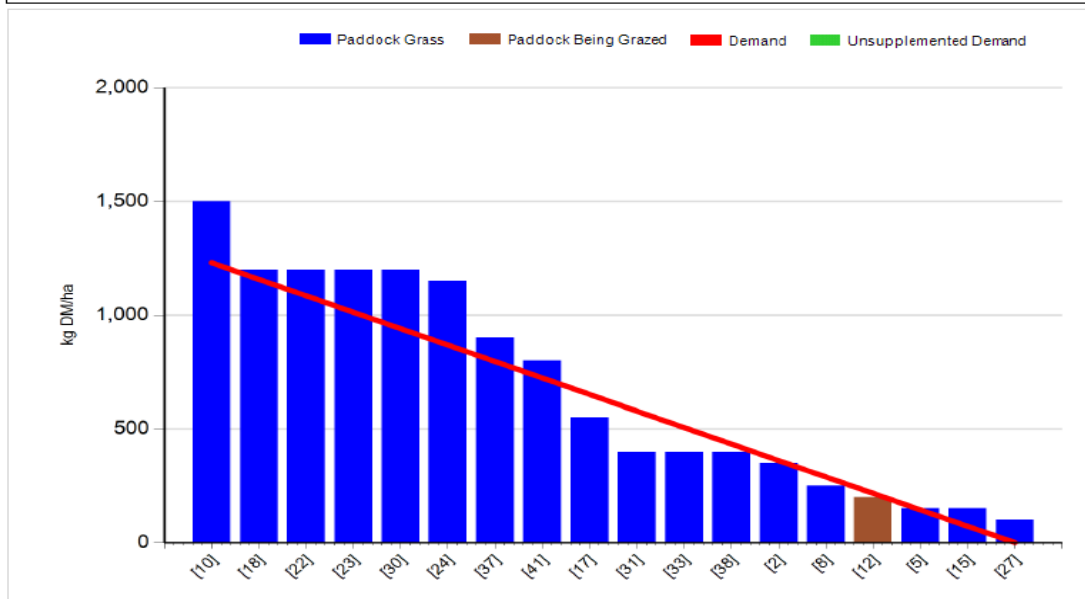
- The herd is split into two separate calving dates
- Early calving group – mean calving date is the 20<sup>th</sup> of Feb.
- Late calving group – mean calving date is the 10<sup>th</sup> of March.
- Stocking rate is 2.9 cows per ha for both groups and fertiliser input will be constant (250Kg N / ha).
- Within each group there are equal numbers of Friesian and crossbred cows

**Early calving Group**

Rotation Length (days):	21	Silage Fed (kg DM/cow):	0.0
Grass Allocation/Cow (kg DM/cow):	16.0	Residual Height (cm):	3.5
No. of Cows:	60		
Concentrate Fed (kg/cow):	1.0		

**Cover Parameters**

Grass Allocation/LU (kg DM/LU):	16.0	Growth Rate (kg/ha/day):	70
Total Livestock (LU):	60.0	Farm Demand (kg DM/ha/day):	59
Farm Cover (kg DM/ha):	663	Target Pre-grazing yield (kg DM/ha):	1230
Farm Cover (kg DM/LU):	181		
Stocking Rate (LU/ha):	3.66		



1. Farm cover is 663 kg DM / ha (181 kg DM / cow) and pre-grazing cover is 1500 kg DM / ha.

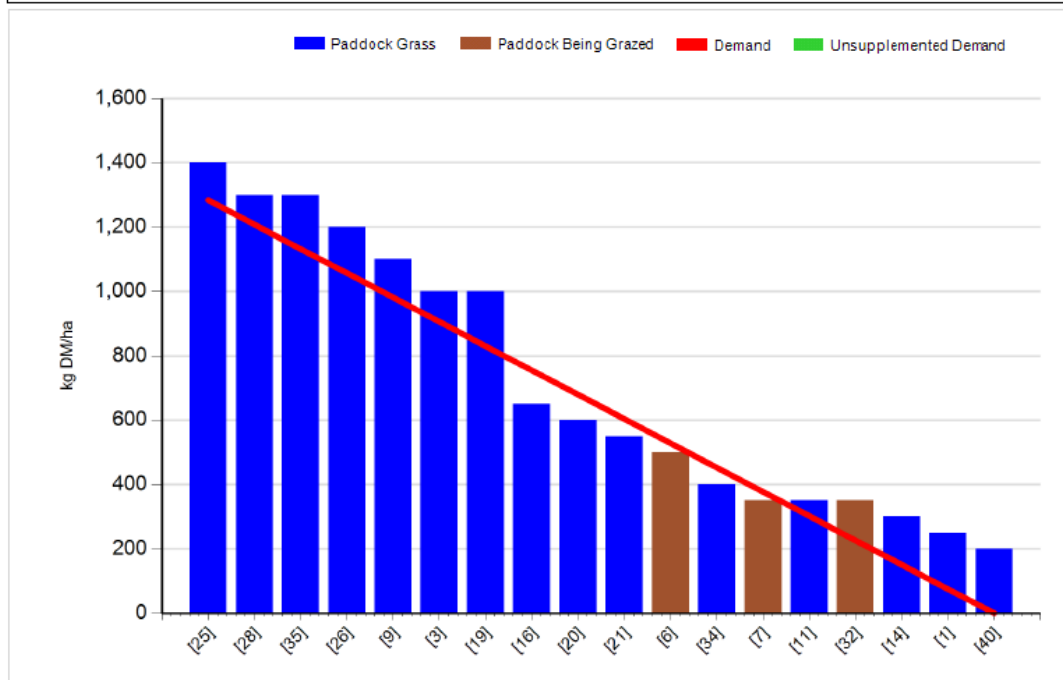
- Pre-grazing yields were too high last week and this coupled with wet weather has led to some paddocks not being well grazed out. Average post grazing height was 4.3cm with some paddocks as high as 4.8cm.
- 3.2 ha have been skipped over for silage, these paddocks have a cover of 1600kg DM / ha and have been topped up with 35 units of N. They will be cut in two weeks.
- Grazing conditions have improved greatly but some of the wetter paddocks are still too wet to graze. Only some mild poaching has occurred over the past week.
- There are 87% submitted in two weeks of breeding.

## Late Calving Group

Rotation Length (days):	21	Silage Fed (kg DM/cow):	0.0
Grass Allocation/Cow (kg DM/cow):	16.0	Residual Height (cm):	3.5
No. of Cows:	60		
Concentrate Fed (kg/cow):	1.0		

### Cover Parameters

Grass Allocation/LU (kg DM/LU):	16.0	Growth Rate (kg/ha/day):	57
Total Livestock (LU):	60.0	Farm Demand (kg DM/ha/day):	61
Farm Cover (kg DM/ha):	695	Target Pre-grazing yield (kg DM/ha):	1284
Farm Cover (kg DM/LU):	182		
Stocking Rate (LU/ha):	3.82		



- Farm cover is 695 kg DM / ha (182 kg DM / cow) and pre-grazing cover is 1400 kg DM / ha.
- Have skipped 2.6ha for silage this week to increase demand to 61kg DM / ha / day.
- Submitted 36% in first week of breeding.


**C. Critical short term actions :**

- Reduce concentrate to 1 kg
- Skip 17% of area for silage
- Skip paddocks above 1500kg DM / ha
- Spread 30 units of CAN after grazing

**D. Bulk tank details :**

Milk yield 24.3kg, Fat 4.31%, Protein 3.44% (1.88kg MS) SCC 225,000.

[www.agresearch.teagasc.ie/moorepark/](http://www.agresearch.teagasc.ie/moorepark/)



<b>Date : 19/05/2013</b>	<b>Early</b>	<b>Late</b>	<b>FR</b>	<b>JFX</b>
<b>Stocking rate (cows/ha)</b>	<b>2.9</b>	<b>2.9</b>	<b>2.9</b>	<b>2.9</b>
Milk yield (kg/cow/day)	24.7	23.7	26.05	22.2
% Fat	4.44	4.50	4.40	4.55
% Protein	3.51	3.50	3.43	3.58
% Lactose	4.86	4.83	4.86	4.84
Milk solids (kg/cow/day)	1.97	1.90	2.04	1.81
Supplement (kg/cow/day)				
Concentrate	2	2	2	2
Silage	0	0	0	0
<b>Cumulative</b>				
Milk yield (kg/cow)	1870	1465	1697	1636
% Fat	4.55	4.65	4.51	4.70
% Protein	3.43	3.45	3.34	3.55
% Lactose	4.80	4.75	4.74	4.83
Milk solids (kg/cow)	149	119	133	135
Weight	481	491	515	455
Body Condition Score	2.73	2.73	2.73	2.75
% Calved	100	100	100	100
Supplement (kg/cow)				
Concentrate	453	343		
Silage to milking cows (kg DM/cow)	309	159		
Conserved silage (kg DM/cow)	0	0		

**\* These are raw data and have not been statistically analysed.**