

A. Critical Issues

1. Maintain grass quality.
2. Reduce pre-grazing yield to below 1400kg DM / ha.
3. Reach target residual of 4cm

B. Whole farm situation

1. Soil temperature today is 11.6°C.
2. Total rainfall over the past seven days was 14mm.
3. Average growth was 86kgDM/ha/day, (18% DM).

C. 2013 Calving date trial

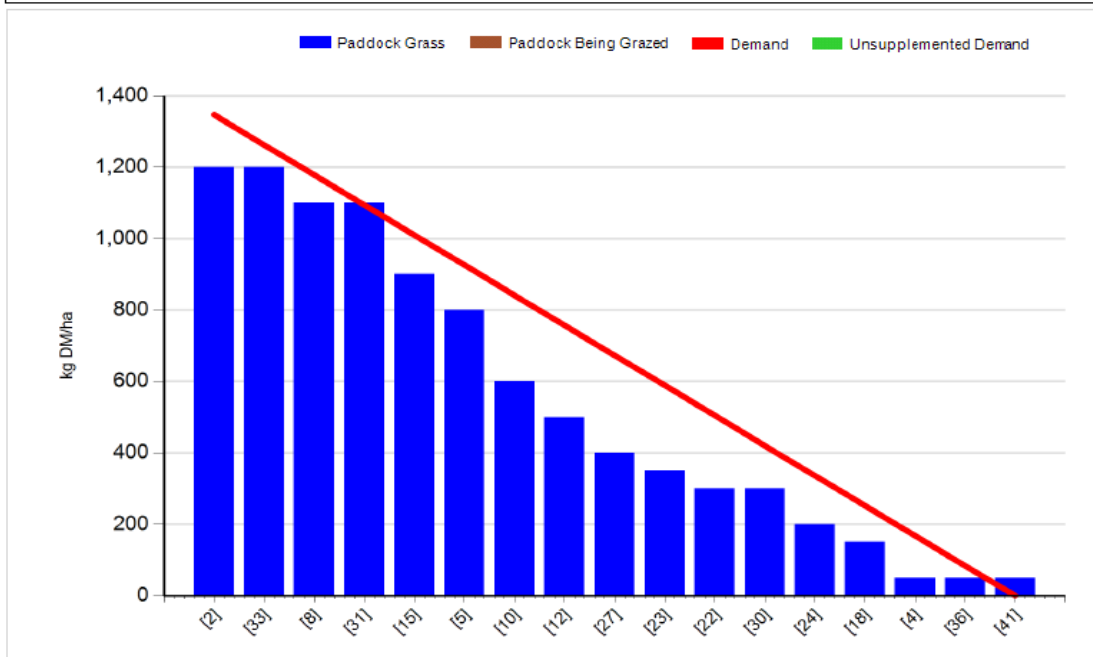
- The herd is split into two separate calving dates
- Early calving group – mean calving date is the 20th of Feb.
- Late calving group – mean calving date is the 10th of March.
- Stocking rate is 2.9 cows per ha for both groups and fertiliser input will be constant (250Kg N / ha).
- Within each group there are equal numbers of Friesian and crossbred cows

Early calving Group

Rotation Length (days):	21	Silage Fed (kg DM/cow):	0.0
Grass Allocation/Cow (kg DM/cow):	16.0	Residual Height (cm):	3.5
No. of Cows:	60		
Concentrate Fed (kg/cow):	1.0		

Cover Parameters

Grass Allocation/LU (kg DM/LU):	16.0	Growth Rate (kg/ha/day):	87
Total Livestock (LU):	60.0	Farm Demand (kg DM/ha/day):	64
Farm Cover (kg DM/ha):	532	Target Pre-grazing yield (kg DM/ha):	1347
Farm Cover (kg DM/LU):	133		
Stocking Rate (LU/ha):	4.01		



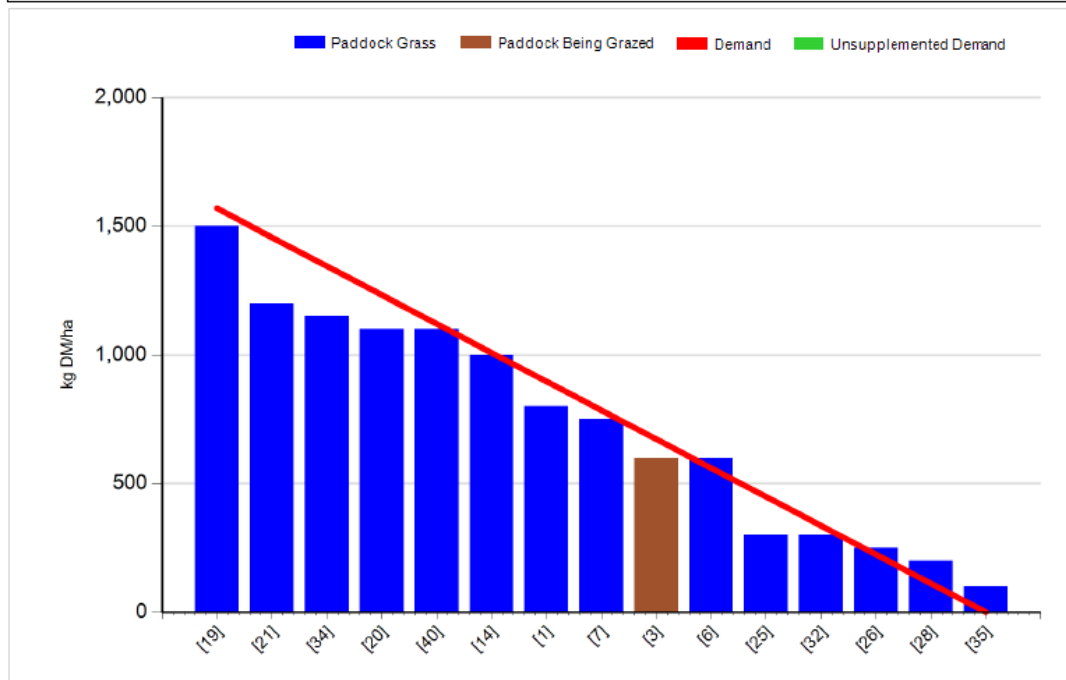
1. Farm cover is 532 kg DM / ha (133 kg DM / cow) and pre-grazing cover is 1200 kg DM / ha.
2. 3 ha have been skipped over for silage, these paddocks have a cover of 1200-1600kg DM / ha. The paddocks were chosen based on grass quality rather than strictly on cover. These paddocks will be cut at covers of 2000-2500kg DM / ha.
3. Grazing conditions have improved greatly but some of the wetter paddocks are still too wet to graze.
4. There are 94% submitted in four weeks of breeding.

Late Calving Group

Rotation Length (days):	21	Silage Fed (kg DM/cow):	0.0
Grass Allocation/Cow (kg DM/cow):	16.0	Residual Height (cm):	3.5
No. of Cows:	60		
Concentrate Fed (kg/cow):	1.0		

Cover Parameters

Grass Allocation/LU (kg DM/LU):	16.0	Growth Rate (kg/ha/day):	86
Total Livestock (LU):	60.0	Farm Demand (kg DM/ha/day):	75
Farm Cover (kg DM/ha):	743	Target Pre-grazing yield (kg DM/ha):	1569
Farm Cover (kg DM/LU):	159		
Stocking Rate (LU/ha):	4.67		



1. Farm cover is 743 kg DM / ha (160 kg DM / cow) and pre-grazing cover is 1500 kg DM / ha.
2. Have skipped 6ha for silage this week to increase demand to 75kg DM / ha / day.
3. Submitted 66% in two weeks of breeding.


C. Critical short term actions :

- Skip 25% of area for silage
- Skip paddocks above 1500kg DM / ha
- Spread 30 units of Sul-CAN after grazing

D. Bulk tank details :

Milk yield 23.1kg, Fat 4.25%, Protein 3.44% (1.78kg MS) SCC 150,000.

www.agresearch.teagasc.ie/moorepark/



Date : 19/05/2013	Early	Late	FR	JFX
Stocking rate (cows/ha)	2.9	2.9	2.9	2.9
Milk yield (kg/cow/day)	24.7	23.7	26.05	22.2
% Fat	4.44	4.50	4.40	4.55
% Protein	3.51	3.50	3.43	3.58
% Lactose	4.86	4.83	4.86	4.84
Milk solids (kg/cow/day)	1.97	1.90	2.04	1.81
Supplement (kg/cow/day)				
Concentrate	2	2	2	2
Silage	0	0	0	0
Cumulative				
Milk yield (kg/cow)	1870	1465	1697	1636
% Fat	4.55	4.65	4.51	4.70
% Protein	3.43	3.45	3.34	3.55
% Lactose	4.80	4.75	4.74	4.83
Milk solids (kg/cow)	149	119	133	135
Weight	481	491	515	455
Body Condition Score	2.73	2.73	2.73	2.75
% Calved	100	100	100	100
Supplement (kg/cow)				
Concentrate	453	343		
Silage to milking cows (kg DM/cow)	309	159		
Conserved silage (kg DM/cow)	0	0		

*** These are raw data and have not been statistically analysed.**