

A. Critical Issues

1. 36 hour allocations, (12hr when very wet)
2. Maintain target residual (4cm).
3. Reach target 21 day submission rate of 90%.

B. 2014 Calving date trial

- The herd is split into two separate calving dates
- Early calving group – mean calving date is the 25th of Feb.
- Late calving group – mean calving date is the 10th of March.
- Within each group there are equal numbers of Friesian and crossbred cows.

C. Whole farm situation

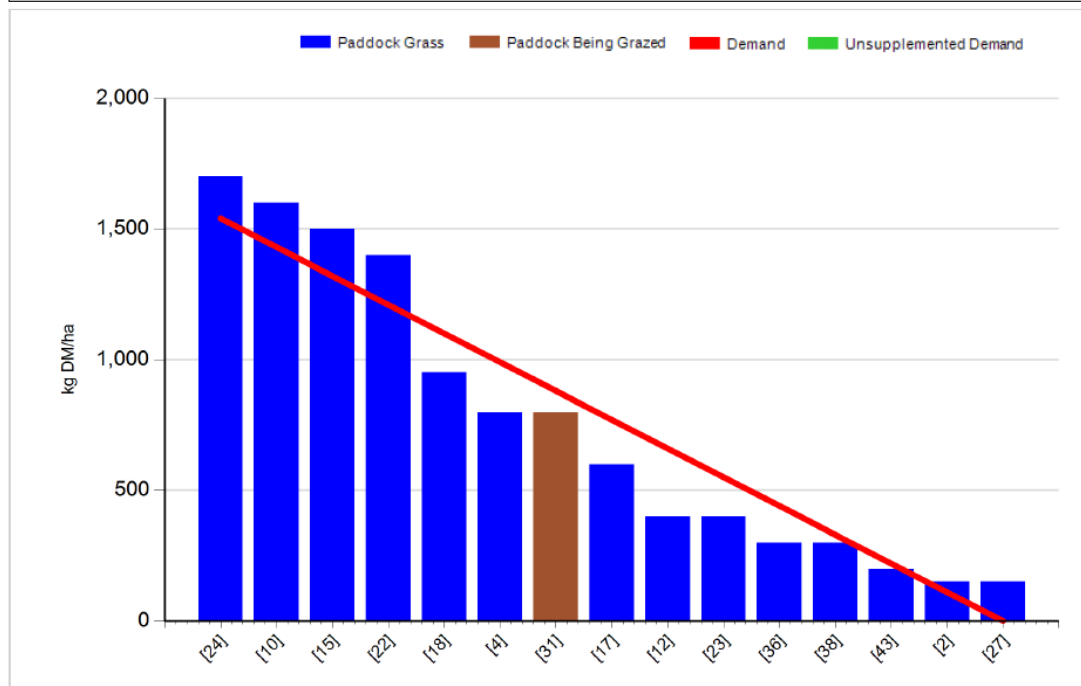
- Soil temperature today is 12°C.
- Total rainfall for past 7 days is 29mm.
- Heifers weighed on the 12th of May – Fr 348kg and crossbreds 332kg, there are 4 heifers out of 25 under target.
- All heifers served once with AI, stock bulls introduced.
- Milk yield 24kg, 4.25% fat, 3.4% protein (1.84kg Ms / cow), SCC 163,000 and TBC 20,000.

D. Early group

Rotation Length (days):	21	Silage Fed (kg DM/cow):	
Grass Allocation/Cow (kg DM/cow):	15.0	Residual Height (cm):	3.5
No. of Cows:	60		
Concentrate Fed (kg/cow):	1.0		

Cover Parameters

Grass Allocation/LU (kg DM/LU):	15.0	Growth Rate (kg/ha/day):	67
Total Livestock (LU):	60.0	Farm Demand (kg DM/ha/day):	73
Farm Cover (kg DM/ha):	717	Target Pre-grazing yield (kg DM/ha):	1540
Farm Cover (kg DM/LU):	147		
Stocking Rate (LU/ha):	4.89		



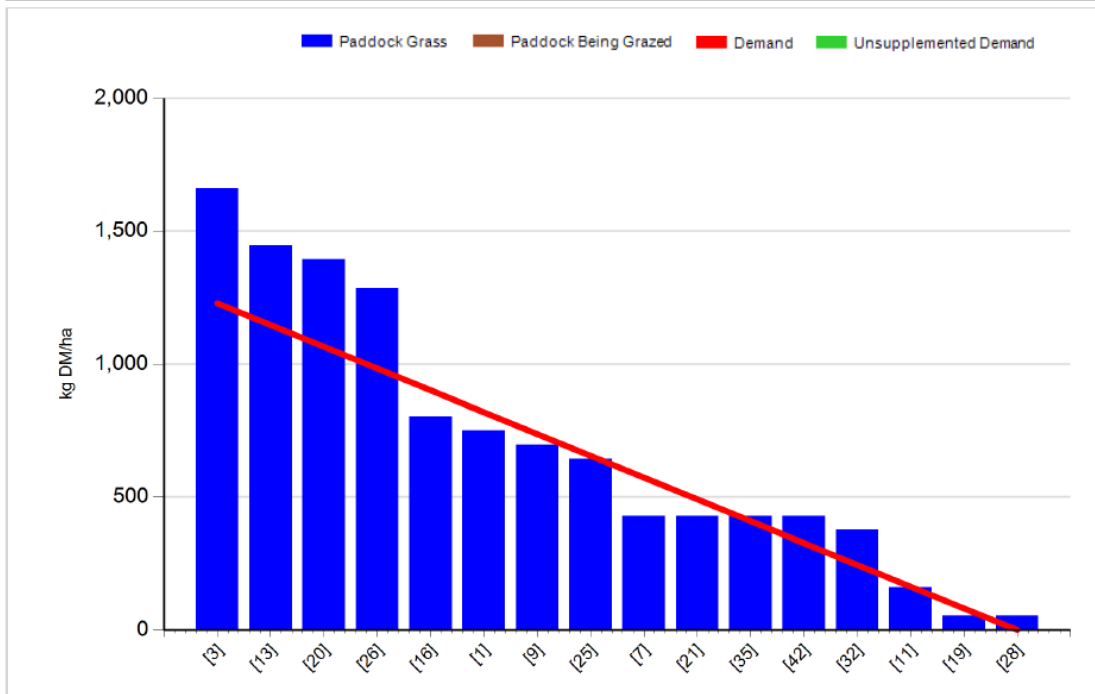
1. Farm cover is 717 kg DM / ha (147kg DM / cow) which is slightly below last week.
2. Growth rate is 67 DM / ha this week. There is 35% of the area closed for silage.
3. Just over half of this silage area will be cut this week and the rest will be left to bulk up for another ten days.
4. Pre-grazing yield is 1600kg DM / ha which is above target.
5. Grazing down to 4.2cm on average. Ground conditions were poor at the weekend and residual was above target as a result. Using a 12hr strip wire during wet spells to improve utilisation.
6. Started AI on the 28th of April, 98% submitted in four weeks.

C. Late Group

Rotation Length (days):	21	Silage Fed (kg DM/cow):	0.0
Grass Allocation/Cow (kg DM/cow):	13.0	Residual Height (cm):	3.5
No. of Cows:	59		
Concentrate Fed (kg/cow):	1.0		

Cover Parameters

Grass Allocation/LU (kg DM/LU):	13.0	Growth Rate (kg/ha/day):	78
Total Livestock (LU):	59.0	Farm Demand (kg DM/ha/day):	59
Farm Cover (kg DM/ha):	681	Target Pre-grazing yield (kg DM/ha):	1229
Farm Cover (kg DM/LU):	151		
Stocking Rate (LU/ha):	4.50		




1. Farm cover is 681 kg DM / ha (151kg DM / cow) which has decreased from last week.
2. Growth rate was 78kg DM / ha and demand is 59kg DM / ha.
3. 31% of the farm has been closed for silage, half of this will be cut this week.

4. Pre – grazing yield is 1600kg DM / ha which is above target but cover per cow is low.
5. Grazing out to 4.3cm on average.
6. Ai started on the 13th of May, 70% submitted in two weeks.

D. Critical short term actions :

- Get silage cut
- Focus on good heat detection.
- Stock bulls out with heifers.

www.agresearch.teagasc.ie/moorepark/



Date : 19/05/2014 Mean calving date	Early 25 th Feb		Late 10 th March	
	FR	JFX	FR	JFX
Stocking rate (cows/ha)	2.9	2.9	2.9	2.9
Milk yield (kg/cow/day)	26.5	23.4	26.7	24.2
% Fat	4.67	4.89	4.35	4.50
% Protein	3.43	3.54	3.48	3.54
% Lactose	4.93	4.99	4.94	4.94
Milk solids (kg/cow/day)	2.14	1.97	2.09	1.94
Supplement (kg/cow/day)				
Concentrate	1	1	1	1
Silage	0	0	0	0
Cumulative				
Milk yield (kg/cow)	2,104	1,947	1,806	1,724
% Fat	4.20	4.41	4.45	4.51
% Protein	3.25	3.40	3.42	3.47
% Lactose	4.99	5.04	4.93	4.93
Milk solids (kg/cow)	157	152	142	138
Weight	468	443	500	439
Body Condition Score	2.84	2.89	2.87	2.87
Supplement (kg/cow)				
Concentrate		244		186
Silage to milking cows (kg DM/cow)		125		80
Conserved silage (kg DM/cow)		55		55

