

A. Critical Issues

1. 36 hour allocations.
2. Maintain target residual (4cm).
3. Supervision of stock bulls.

B. 2014 Calving date trial

- The herd is split into two separate calving dates
- Early calving group – mean calving date is the 25th of Feb.
- Late calving group – mean calving date is the 10th of March.
- Within each group there are equal numbers of Friesian and crossbred cows.

C. Whole farm situation

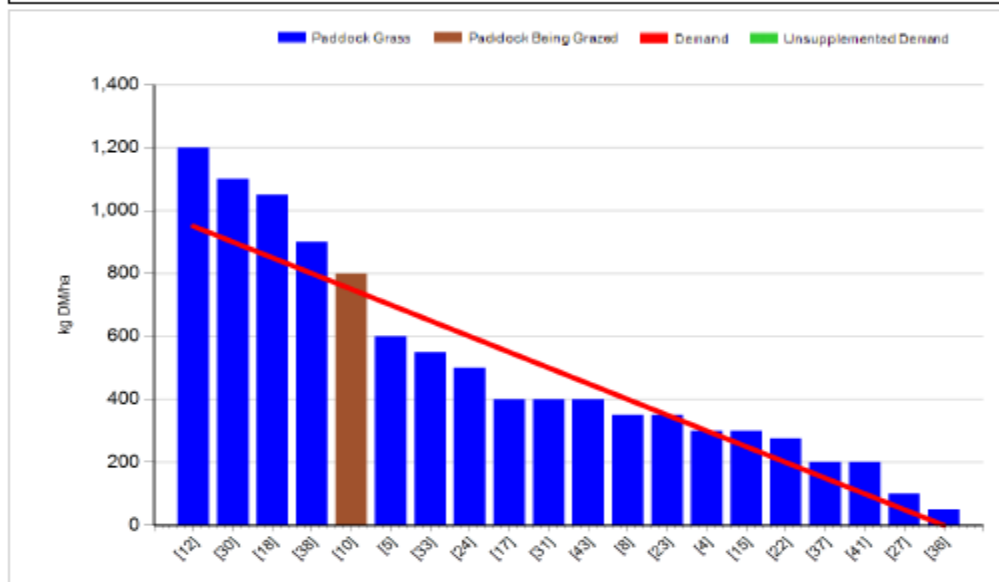
- Soil temperature today is 16.8°C.
- Total rainfall for past 7 days is 7mm.
- Milk yield 20.1kg, 4.19% fat, 3.46% protein (1.58kg Ms / cow), SCC 148,000 and TBC 16,000.

D. Early group

Rotation Length (days):	18	Silage Fed (kg DM/cow):	
Grass Allocation/Cow (kg DM/cow):	16.0	Residual Height (cm):	3.5
No. of Cows:	60		
Concentrate Fed (kg/cow):	0.5		

Cover Parameters

Grass Allocation/LU (kg DM/LU):	16.0	Growth Rate (kg/ha/day):	48
Total Livestock (LU):	60.0	Farm Demand (kg DM/ha/day):	53
Farm Cover (kg DM/ha):	490	Target Pre-grazing yield (kg DM/ha):	950
Farm Cover (kg DMLU):	148		
Stocking Rate (LU/ha):	3.30		



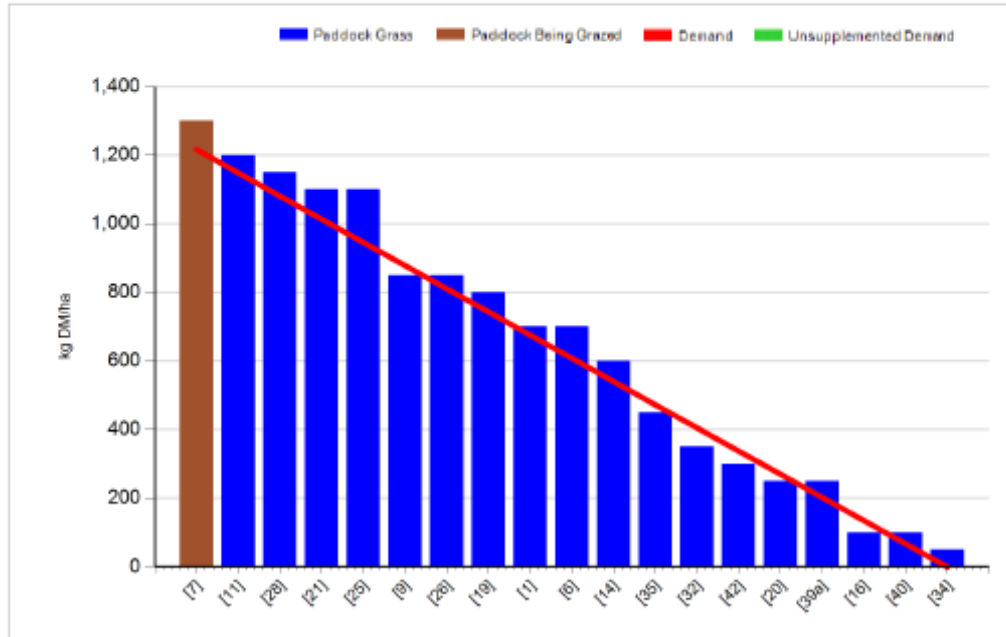
1. Farm cover is 490 kg DM / ha (148kg DM / cow) which is on target.
2. Growth rate was 48 kg DM / ha which is similar to demand of 53 kg DM / ha. Moisture deficit was starting to depress growth but we had some rain over the last two days and more is forecast.
3. Pre-grazing yield is 1200kg DM / ha which is slightly below target.
4. Grazing down to 4.1cm on average. Ground conditions are excellent.
5. Started AI on the 28th of April, 100% submitted in 6 weeks, Non – return rate is 56% which is on the low side. Introduced stock bulls after 6 weeks.

C. Late Group

Rotation Length (days):	21	Silage Fed (kg DM/cow):	0.0
Grass Allocation/Cow (kg DM/cow):	16.0	Residual Height (cm):	3.5
No. of Cows:	59		
Concentrate Fed (kg/cow):	0.5		

Cover Parameters

Grass Allocation/LU (kg DM/LU):	16.0	Growth Rate (kg/ha/day):	61
Total Livestock (LU):	59.0	Farm Demand (kg DM/ha/day):	58
Farm Cover (kg DM/ha):	601	Target Pre-grazing yield (kg DM/ha):	1216
Farm Cover (kg DM/LU):	166		
Stocking Rate (LU/ha):	3.62		



1. Farm cover is 601 kg DM / ha (166kg DM / cow) which is slightly below target.
2. Growth rate was 61kg DM / ha which is similar to demand of 58kg DM / ha.
3. Pre – grazing yield is 1300kg DM / ha which is slightly below target but quality is excellent.
4. Grazing out to 4.1cm on average.
5. Ai started on the 13th of May, 100% submitted in 5 weeks, stock bulls introduced after six weeks.

D. Critical short term actions :

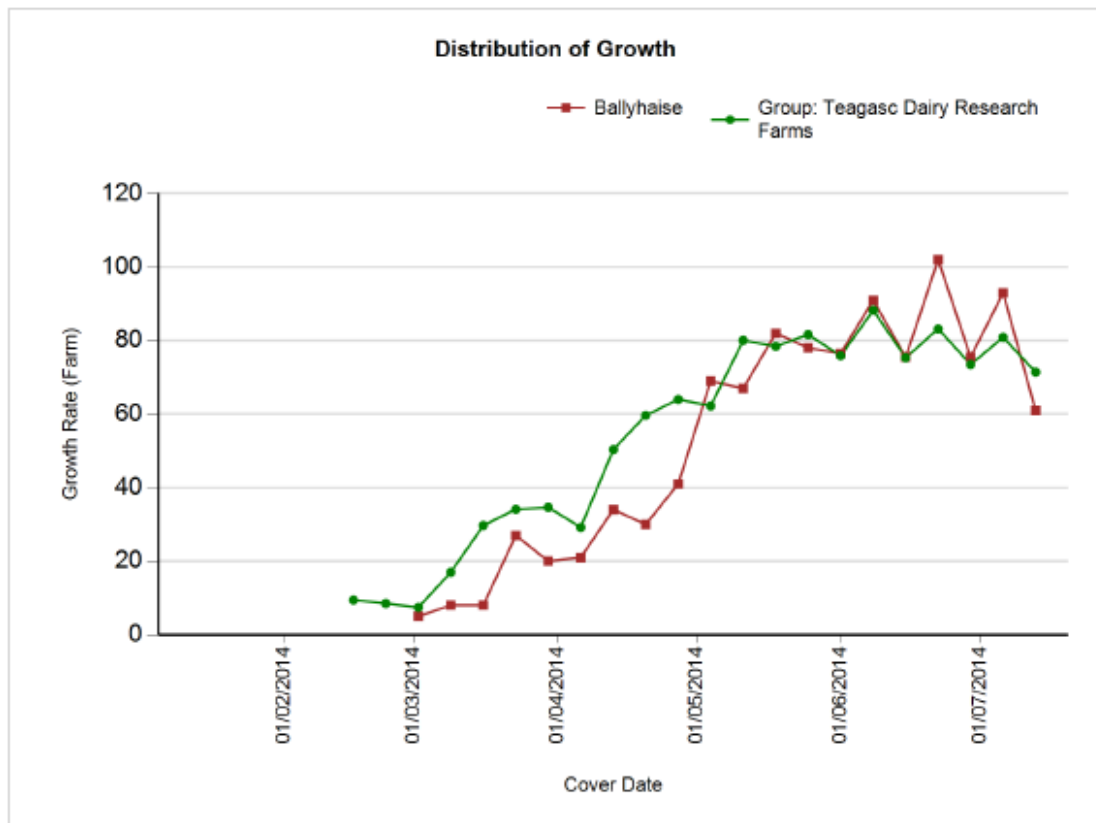
- Maintain pre grazing covers below 1400kg DM / ha
- Monitor stock bull activity.

Date : 06/07/2014 Mean calving date	Early 25 th Feb		Late 10 th March	
	FR	JFX	FR	JFX
Stocking rate (cows/ha)	2.9	2.9	2.9	2.9
Milk yield (kg/cow/day)	20.6	18.1	21.8	18.7
% Fat	4.40	4.90	4.35	4.25
% Protein	3.48	3.72	3.53	3.58
% Lactose	4.89	4.80	4.76	4.70
Milk solids (kg/cow/day)	1.62	1.56	1.71	1.46
Supplement (kg/cow/day)				
Concentrate	0.75	0.75	0.75	0.75
Silage	0	0	0	0
Cumulative				
Milk yield (kg/cow)	3,180	2,913	2,960	2,746
% Fat	4.24	4.54	4.40	4.45
% Protein	3.31	3.47	3.45	3.50
% Lactose	4.91	4.98	4.89	4.89
Milk solids (kg/cow)	240	233	232	218
Weight	514	470	512	446
Body Condition Score	2.84	2.89	2.87	2.87
Supplement (kg/cow)				
Concentrate		324		310
Silage to milking cows (kg DM/cow)		125		80
Conserved silage (kg DM/cow)		560		450

www.agresearch.teagasc.ie/moorepark/



Growth to date compared to average of all Teagasc Research Farms



Growth To Date – 7.8 tonnes DM / ha.