

Weekly update Clonakilty Dairy – 1 December 2015

Tetraploid swards (2.75 cows/ha)

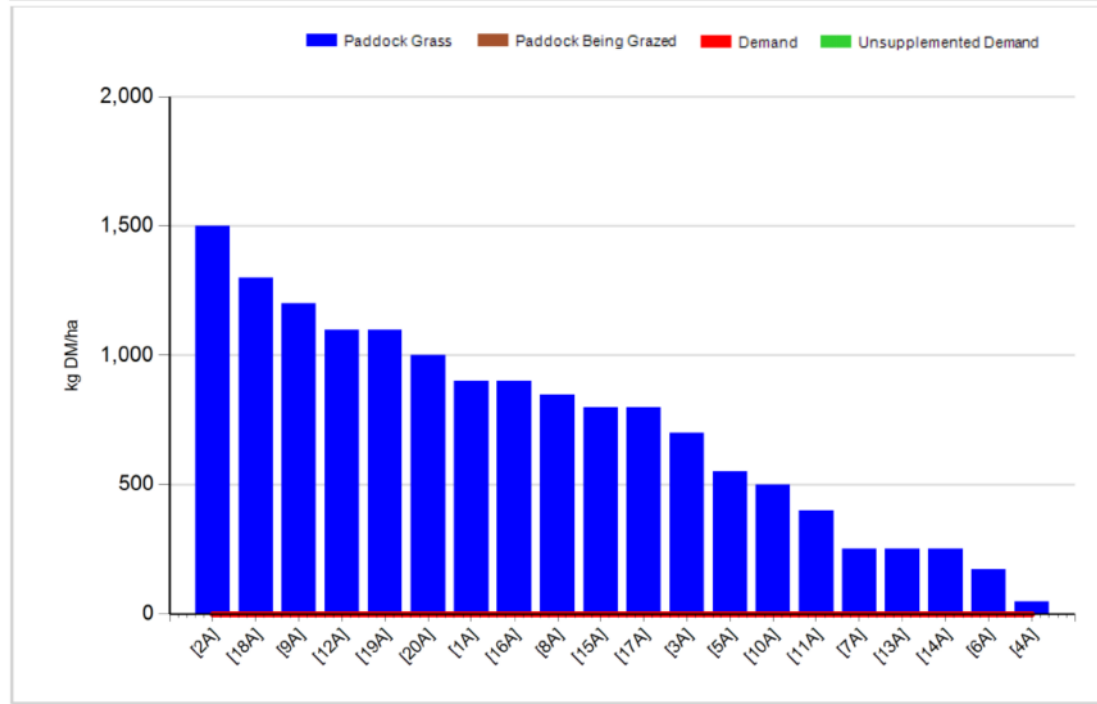
Group:	Cover Date: 25/11/2015
Farm: Clonakilty Farm	Treatment: T

Management Decisions

Rotation Length (days):	44	Silage Fed (kg DM/cow):	0.0
Grass Allocation/Cow (kg DM/cow):	14.0	Residual Height (cm):	4.0
No. of Cows:	0		
Concentrate Fed (kg/cow):	3.0		

Cover Parameters

Grass Allocation/LU (kg DM/LU):	Growth Rate:	14	
Total Livestock (LU):	0.0	Farm Demand (kg DM/ha/day):	0
Farm Cover (kg DM/ha):	720	Target Pre-grazing yield (kg DM/ha):	0
Farm Cover (kg DM/LU):		Days Ahead:	
Stocking Rate (LU/ha):	0.00	LW/ha (Liveweight/ha):	0



1. We finished grazing with this group on the 23rd of November with a closing average farm cover (AFC) of 720 kg DM/ha.
2. This is slightly above our target closing AFC of 609 kg DM/ha on the 1st of December (see budget below) however, we have a very even wedge without too many heavy covers and we have a very compact calving next spring so we are happy enough with our closing clover
3. The cumulative paddock production for this treatment for the year is presented in the graph below. On average we grew 16.1 t DM/ha in 2015.

Tetraploid + clover swards (2.75 cows/ha)

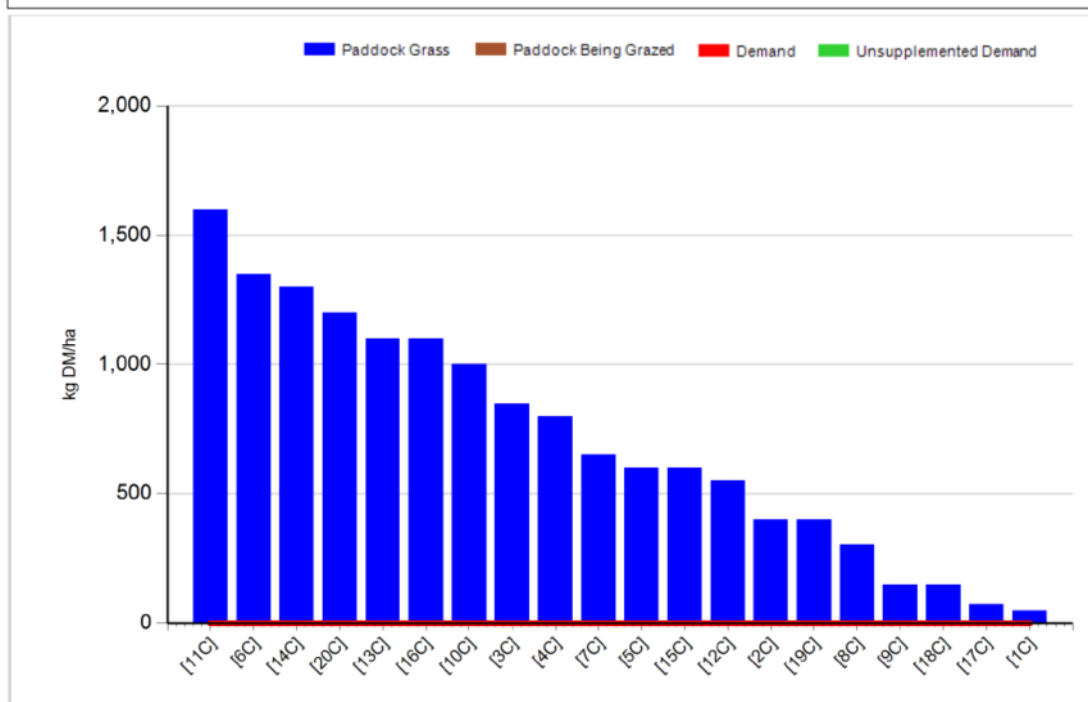
Group:	Cover Date: 25/11/2015
Farm: Clonakilty Farm	Treatment: TC

Management Decisions

Rotation Length (days):	44	Silage Fed (kg DM/cow):	0.0
Grass Allocation/Cow (kg DM/cow):	14.0	Residual Height (cm):	4.0
No. of Cows:	0		
Concentrate Fed (kg/cow):	3.0		

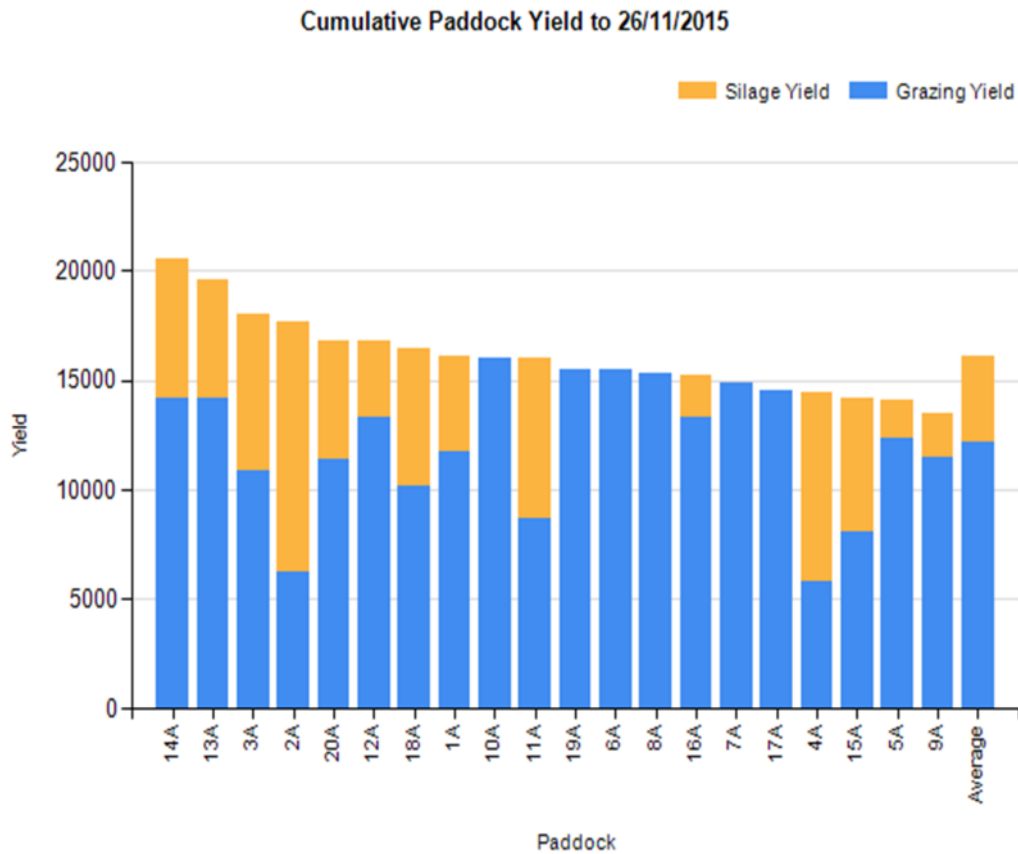
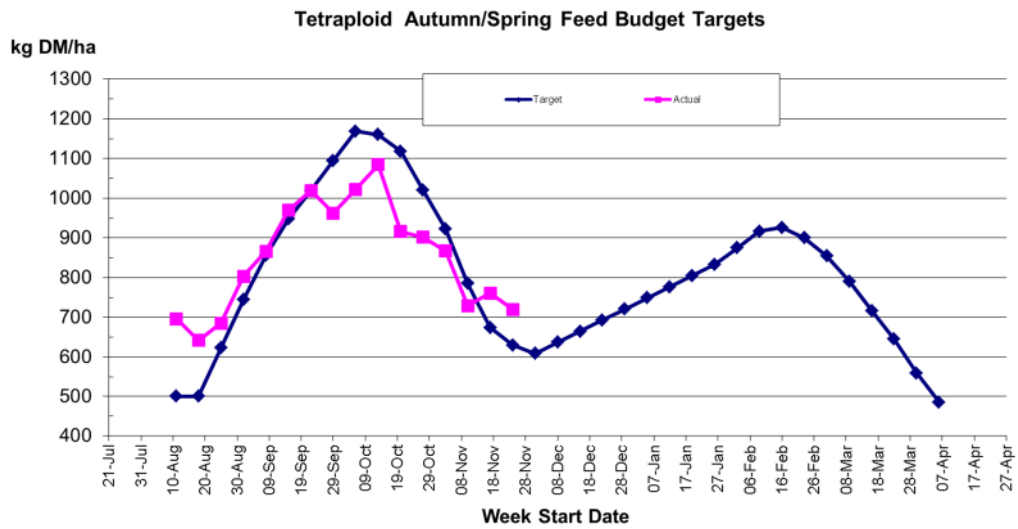
Cover Parameters

Grass Allocation/LU (kg DM/LU):		Growth Rate:	13
Total Livestock (LU):	0.0	Farm Demand (kg DM/ha/day):	
Farm Cover (kg DM/ha):	731	Target Pre-grazing yield (kg DM/ha):	0
Farm Cover (kg DM/LU):		Days Ahead:	
Stocking Rate (LU/ha):	0.00	LW/ha (Liveweight/ha):	0

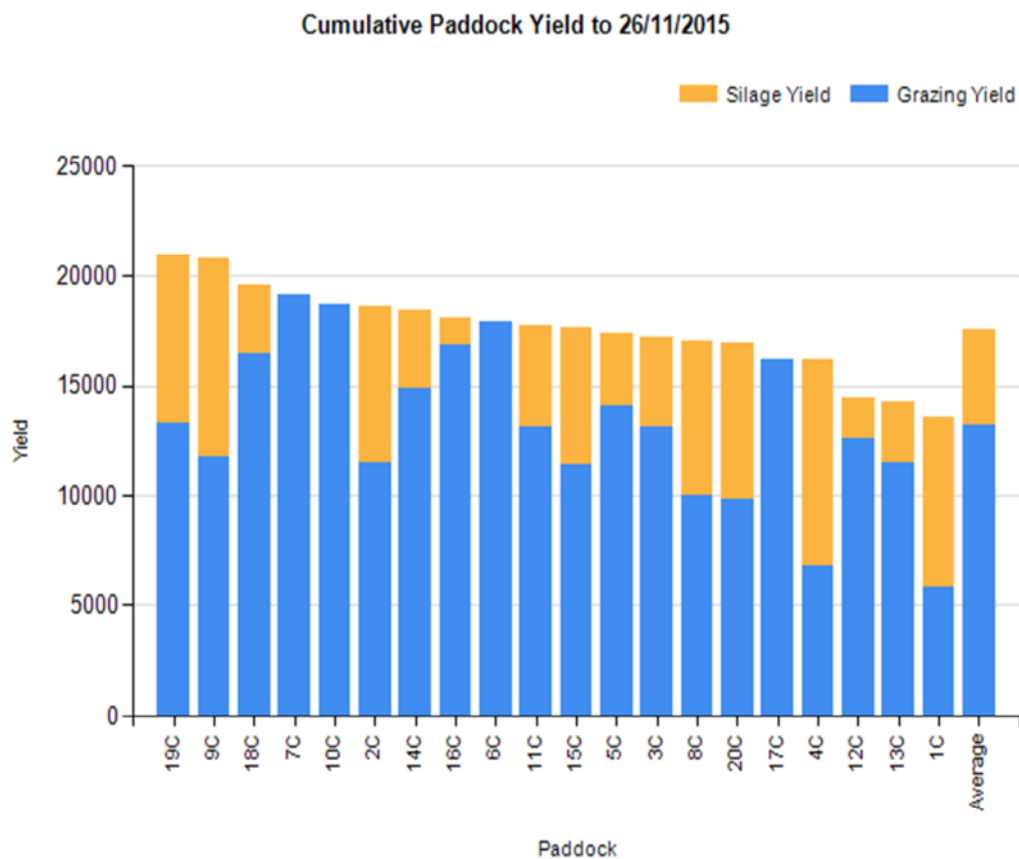
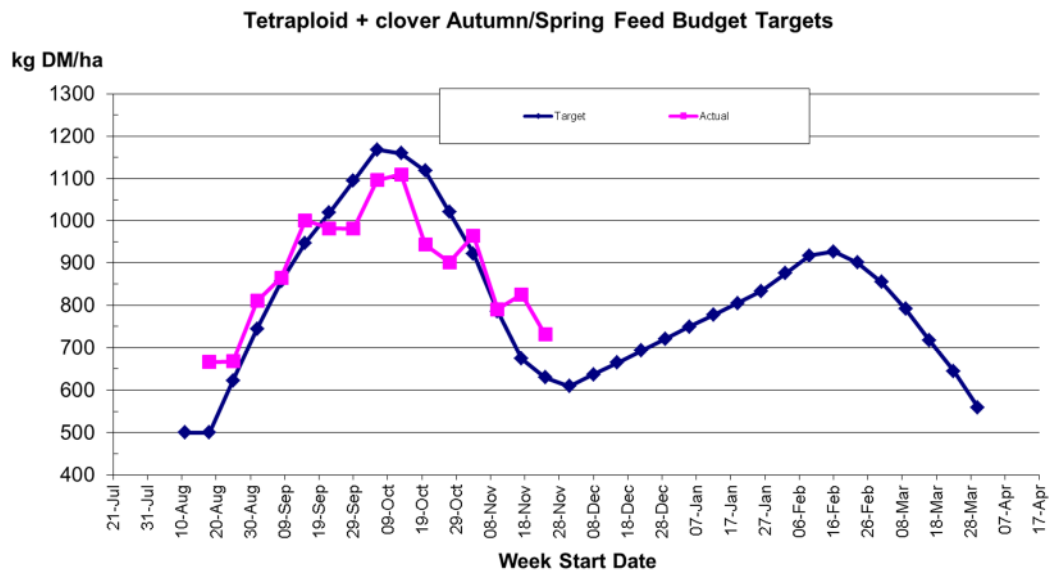


1. We finished grazing with this group on the 23rd of November with a closing average farm cover (AFC) of 731 kg DM/ha.
2. This is slightly above our target closing AFC of 609 kg DM/ha on the 1st of December (see budget below) however, we have a very even wedge without too many heavy covers and we have a very compact calving next spring so we are happy enough with our closing clover. We have also grazed paddock with very high clover contents last in this rotation with the idea that without a high cover on them they won't lose a lot of cover over the winter.
3. The cumulative paddock production for this treatment for the year is presented in the graph below. On average we grew 17.6 t DM/ha in 2015.

Tetraploid farmlot autumn budget and cumulative DM production for 2015



Tetraploid + clover farmlet autumn budget and cumulative DM production for 2015



Whole farm update

1. All cows (all 4 groups on the experiment and the general cows) were put into a single group on the 17th of November as conditions were deteriorating and grazing was difficult with small groups of cows in large paddocks. The cows grazed as a single herd for the last week/ten days to finish grazing the last remaining paddocks. All grazing is now finished for this year.
2. There are now 47 cows being milked, which are inside on wholecrop and silage and 3 kg of concentrate. We will dry these cows off next Thursday the 11th of December and that will finish us for this year.
3. Cows are currently milking 12.0 kg/day at 4.73% fat, 4.04% protein and 4.57% lactose. Milk solids per cow are 1.04 kg/day. Latest results from the processor 4.83% fat, 4.04% protein, 4.78% lactose and 78 SCC, TBC 10. Average bodyweight of milking cows is 541 kg and average BCS is 2.96.
4. Closing AFC on the general area was 845 kg DM/ha.
5. Eight cows out of the 179 that were bred were not in-calf, giving us a 4.5% empty rate in a 12 week breeding period. Our 6-week in-calf rate was approximately 85%.
6. We had 42 out of 44 heifers bred in 11 days (96%). After scanning the heifers they are 100% in calf (44/44).
7. To date 350 kg/cow concentrate has been fed.

Table 1 Cumulative milk production (to the 1st December) for the grazing treatments and breeds in 2015 (raw data, not statistically analysed)

	Treatment				Genotype		
	Tetra	Dip	Tetra + C	Dip + C	HF	JEX	3-way
Cumulative:							
Milk solids (kg/cow)	449	449	516	513	483	500	462
(kg/ha)	1235	1235	1419	1411			
Milk yield (kg/cow)	5288	5362	6201	6225	6004	5900	5394
% Fat	4.60	4.57	4.57	4.53	4.38	4.64	4.69
% Protein	3.91	3.85	3.76	3.74	3.72	3.84	3.89
Days in milk	283	284	286	283	287	286	279
6 week in calf rate (%)	97	93	97	89	90	93	100
Incalf rate (%;12 wk breeding)	100	100	97	100	100	98	100
Total supplement fed (kg/cow)							
Concentrate	352	350	350	348			
Silage	206	165	325	401			
Conserved silage (kg DM /cow)	1057	1065	1051	1080			