

Meath Highlights

Overall

- **13% of soils tested achieved good overall fertility in 2014.**
- 39% of soils have a pH of greater than 6.2 (National 35%). This has been improving gradually since 2007
- 53% of samples were below optimum Soil P (Index 1 or 2). There was a steady decline in soil P between 2007 and 2013.
- 24% of soils are at Very Low P levels (Index 1) in (14% in 2007).
- Soil K have levels have been stable since 2007
- 43% of soils are at K index 1 or 2.

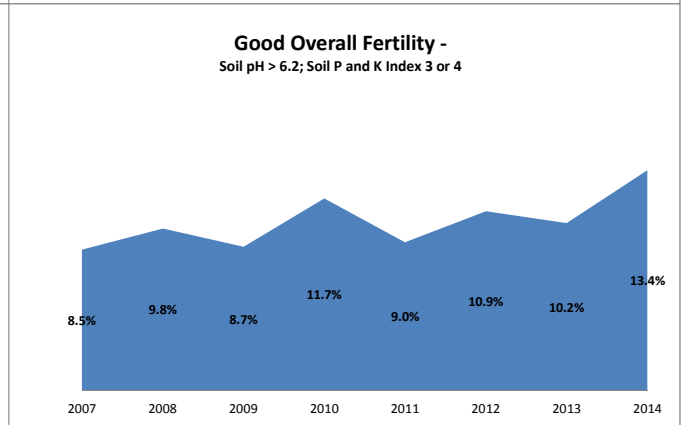
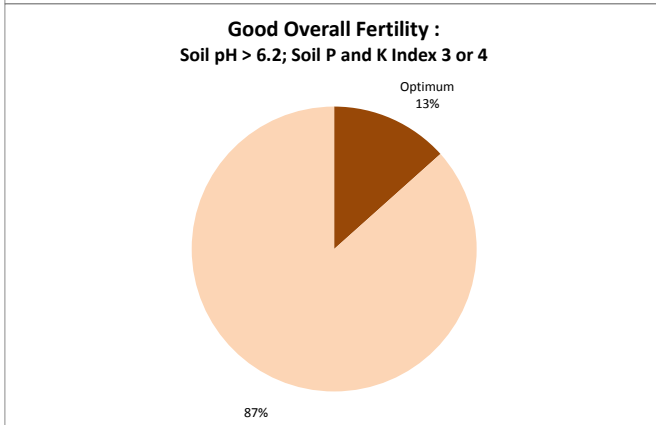
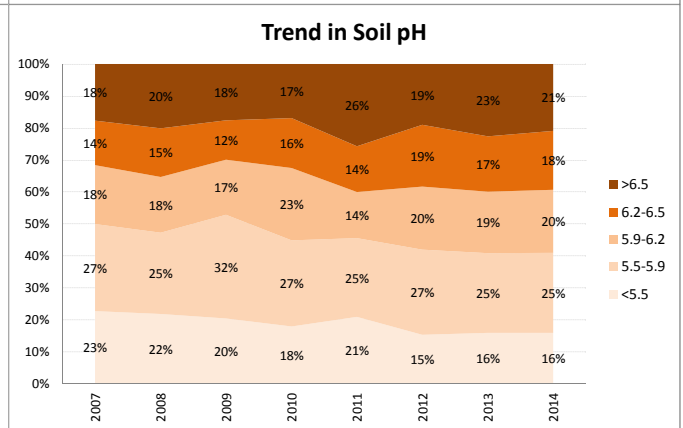
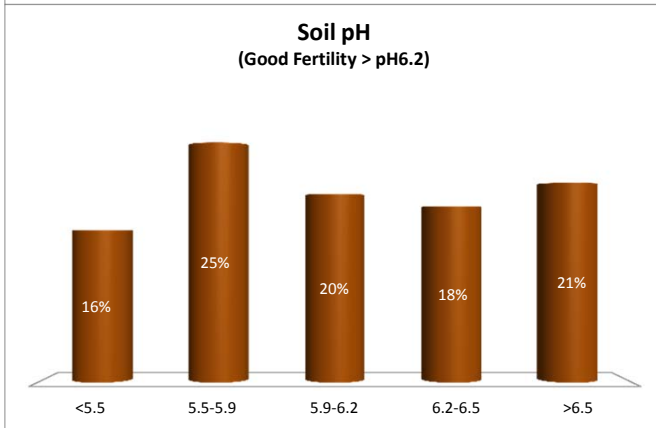
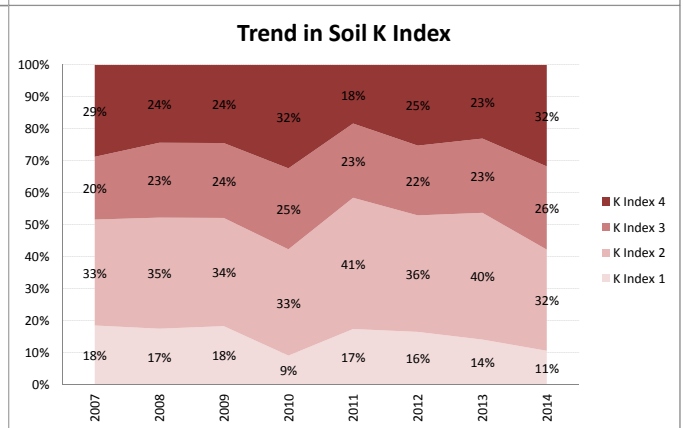
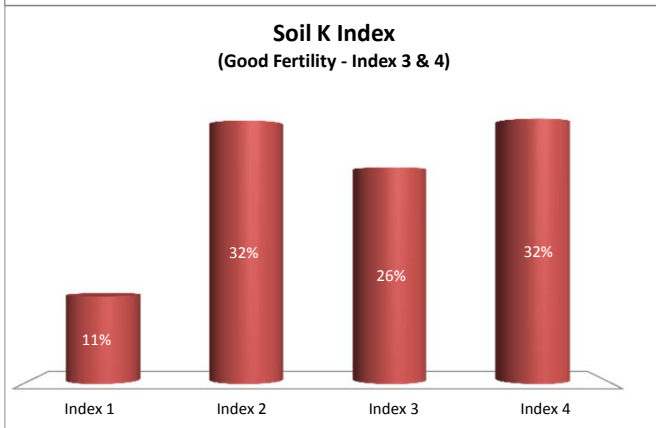
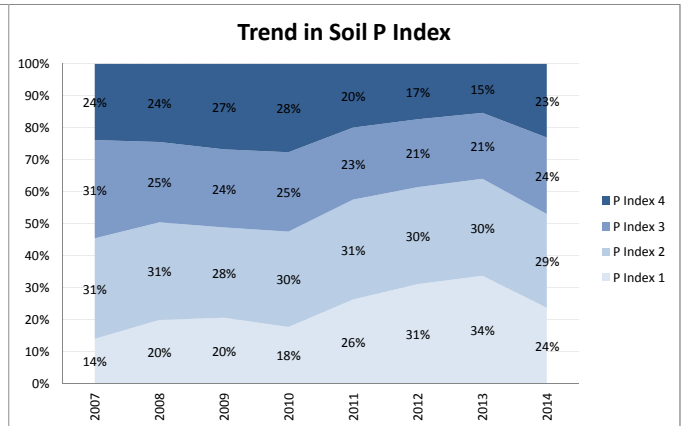
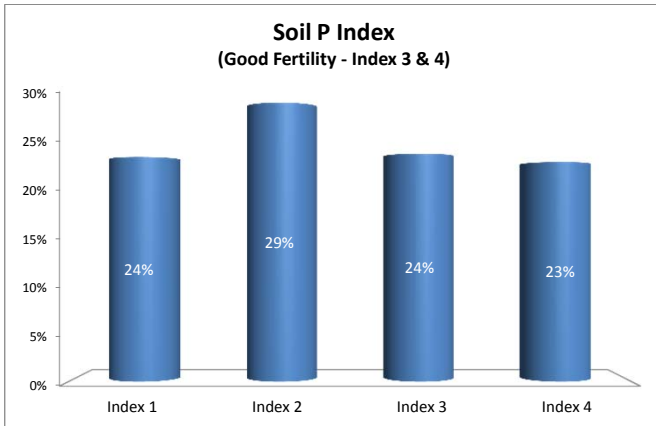
Enterprise

- 16% of dairy samples achieved good overall status
- 43% of dairy samples had a soil pH greater than 6.2.
- 47% of dairy samples are either low or very low for P. A decline in Soil P levels from 2009 to 2013 has been halted.
- 40% of dairy samples are either low or very low for K
- 9% of drystock samples reach Good Overall Fertility
- 63% of drystock samples are either low or very low for P. This has been increasing steadily since 2007.
- 44 % of drystock are at index 1 or 2 for K.
- 31% of drystock sampled were above pH 6.2.
- Only 6% of tillage samples reach Good Overall Fertility
- P levels in tillage samples have been dropped since 2007 with 60% either low or very low for P.
- 50% of tillage samples have a pH > 6.2
- 51 % of tillage samples are at index 1 or 2 for K.



Soil Analysis Status and Trends

County	Meath
Year	2014
Enterprise	All Farms
Number of Samples	1,715





Soil Analysis Status and Trends

County	Meath
Year	2014
Enterprise	Dairy
Number of Samples	1,024

