


Registering to use NMP Online (ConnectED Clients)




Registering to use NMP online

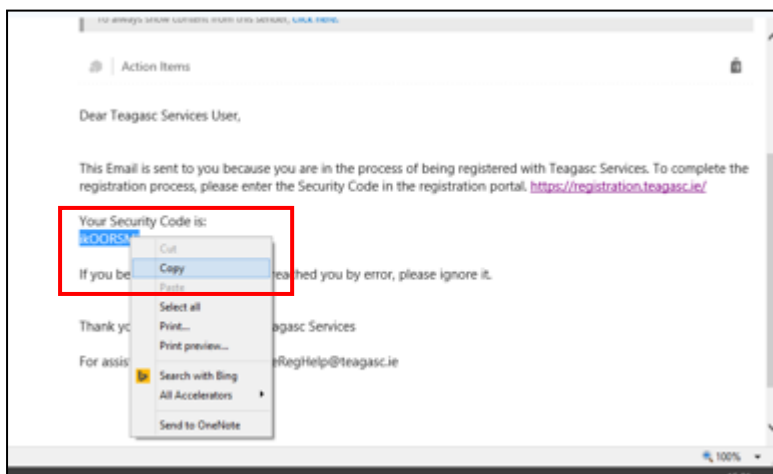
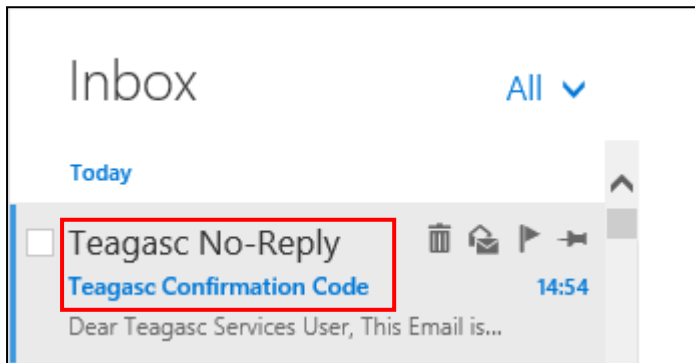
1. Type <https://nmp.teagasc.ie> into the address bar.
2. Click on Registration Portal.



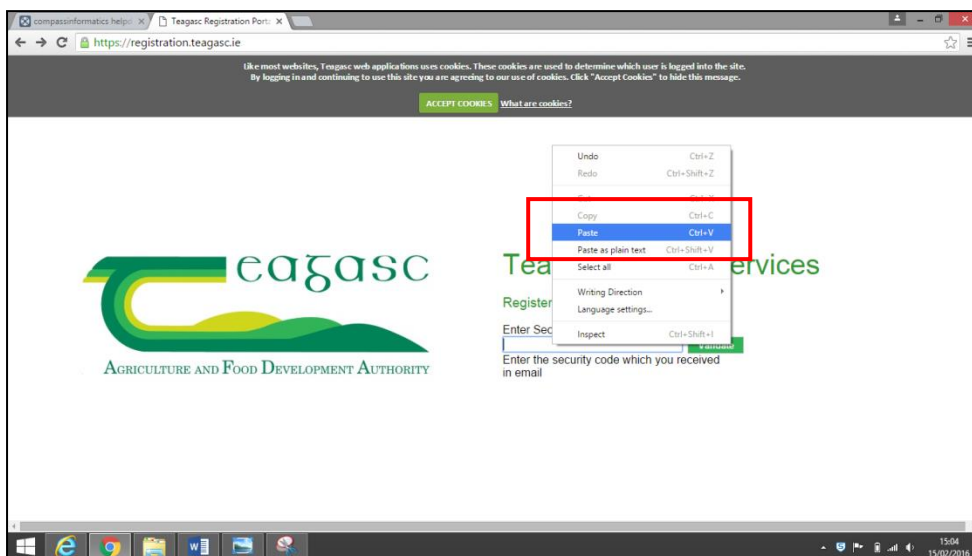
3. Add email to box and click on **Send Code**




4. Retrieve security code from e-mail by selecting, right clicking and copy.




5. Return to registration, right click paste and click Validate.




6. Enter your ConnectED membership, starting with 000 (e.g.000123456) here and click Verify.




7. Create a strong password, read carefully.
MUST HAVE A CAPITAL, SYMBOL, NUMBER AND AT LEAST 8 CARACTORS LONG.
(Record/remember) password after creating.



8. Create a 4 digit code (**Record/remember code after creating**).



9. A username will be created for you. **Record this** and click continue.



10. You are back to the start, enter your username, password below and sign in.

