


Registering to use NMP Online (Teagasc & FRS Staff)




Registering to use NMP online

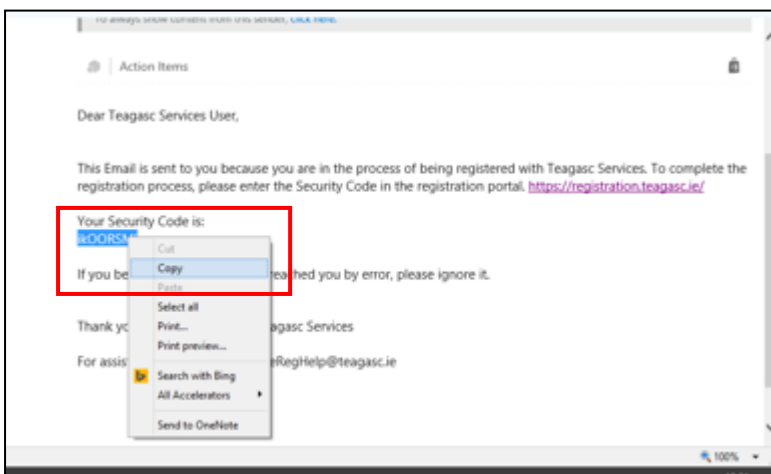
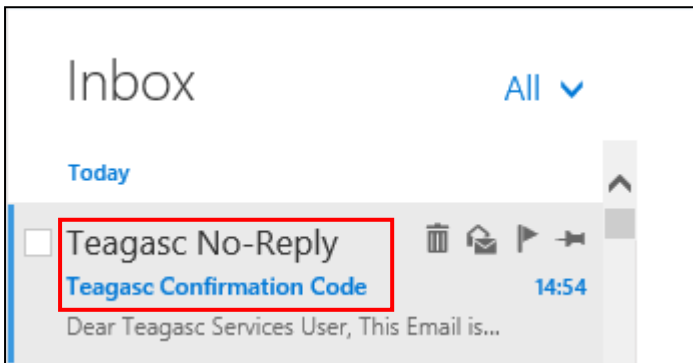
1. Type <https://nmp.teagasc.ie> into the address bar.
2. Click on Registration Portal.



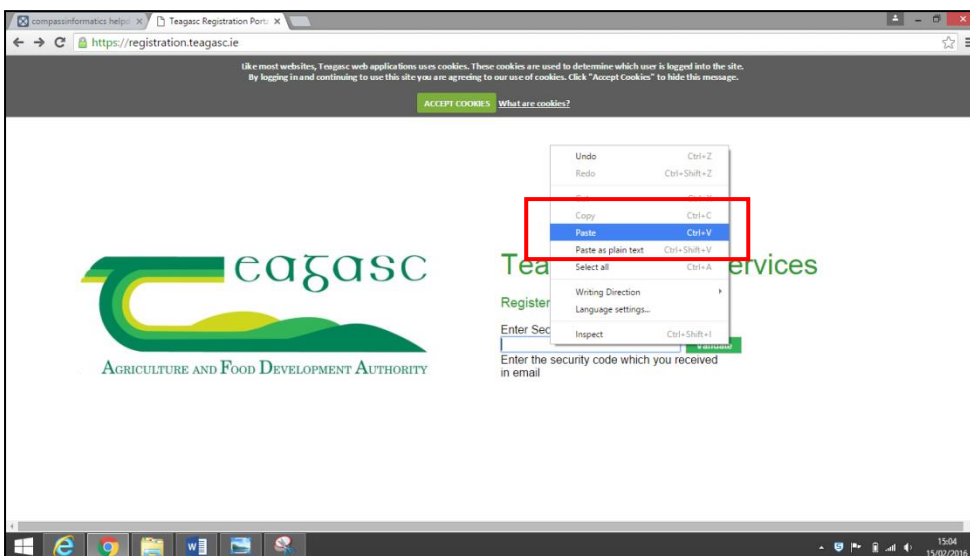
3. Add email to box and click on **Send Code**




4. Retrieve security code from e-mail by selecting, right clicking and copy.




5. Return to registration, right click paste and click Validate.




6. Enter PPS number here for non Teagasc staff and Staff ID for Teagasc Staff and click Verify.




7. Create a strong password, read carefully.
MUST HAVE A CAPITAL, SYMBOL, NUMBER AND AT LEAST 8 CARACTORS LONG.
(Record/remember) password after creating.



8. Create a 4 digit code (**Record/remember code after creating**).



9. A username will be created for you. **Record this** and click continue.



10. You are back to the start, enter your username, password below and sign in.

