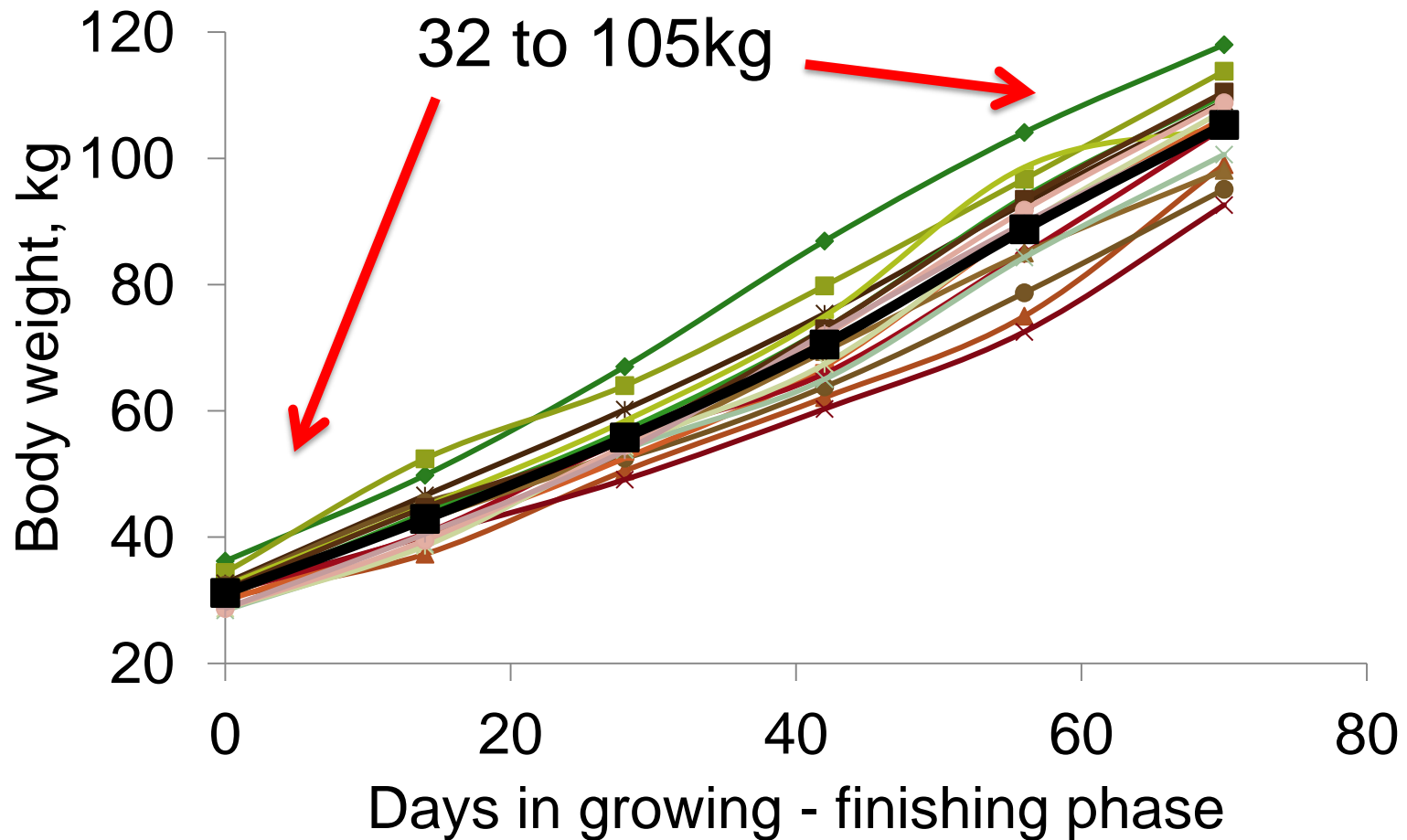




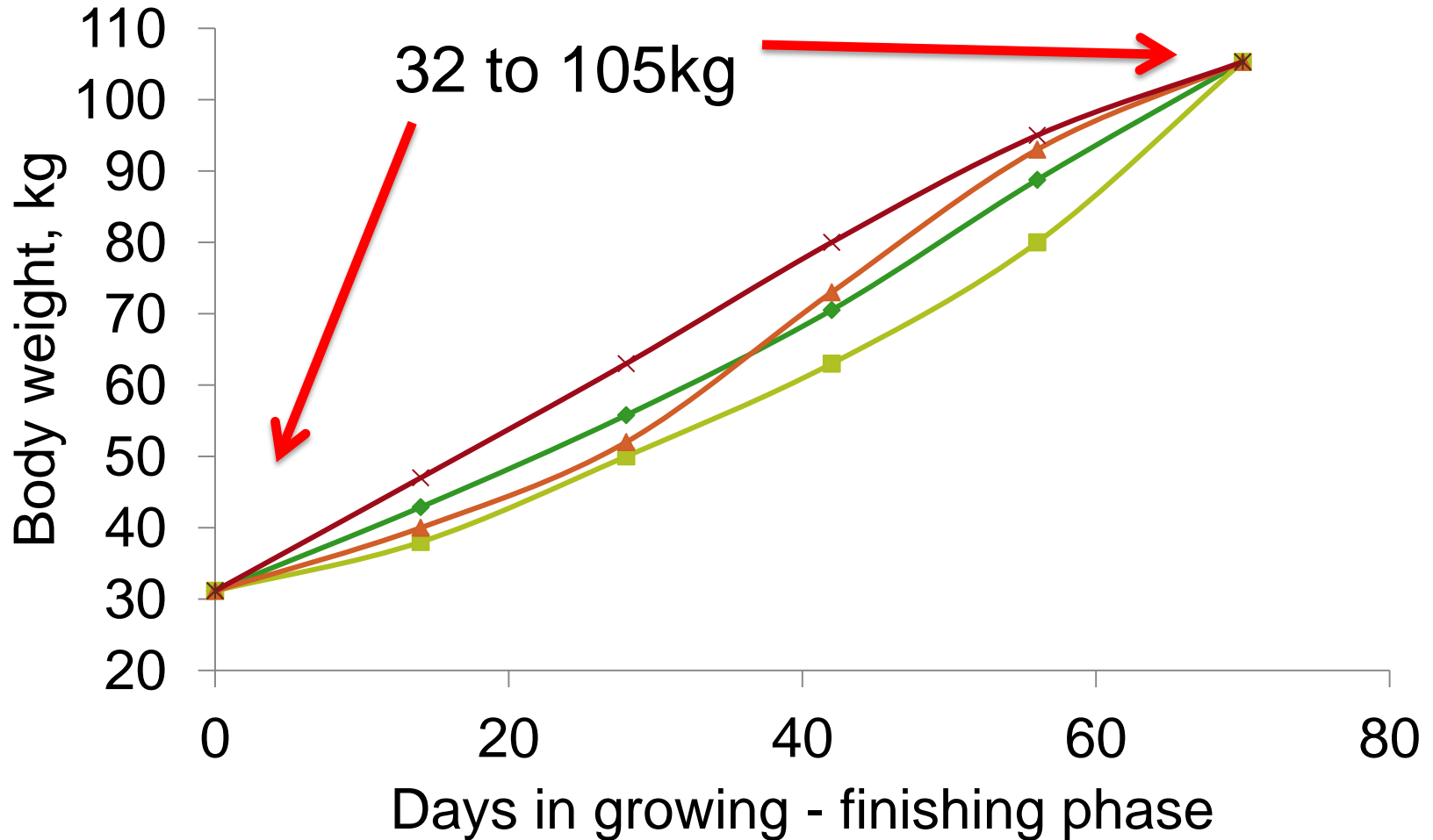
Adjusting your feeding program for finishers

Teagasc Pig Conference 2018

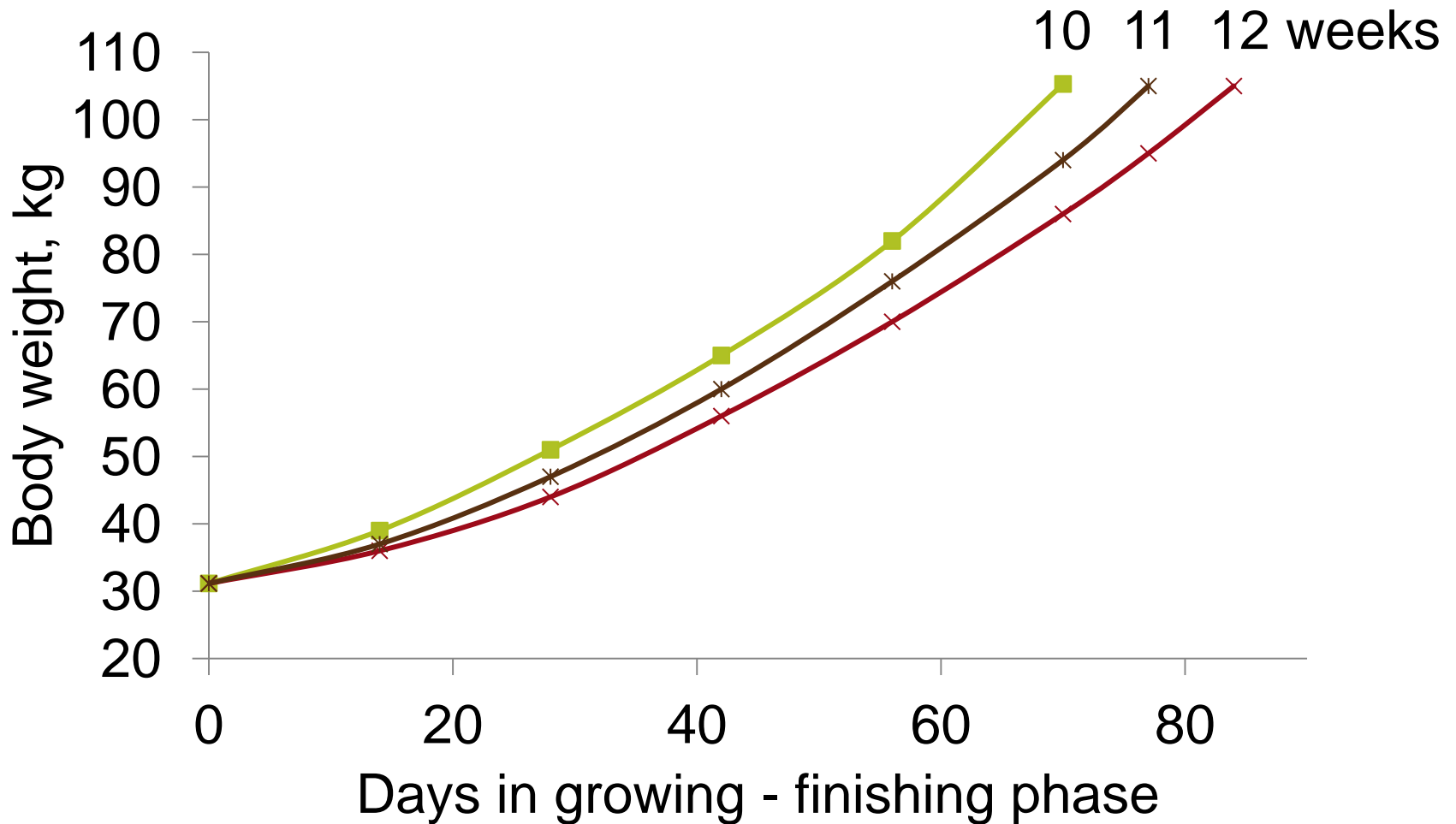
The growth curve



Know your growth curve



Know your growth curve



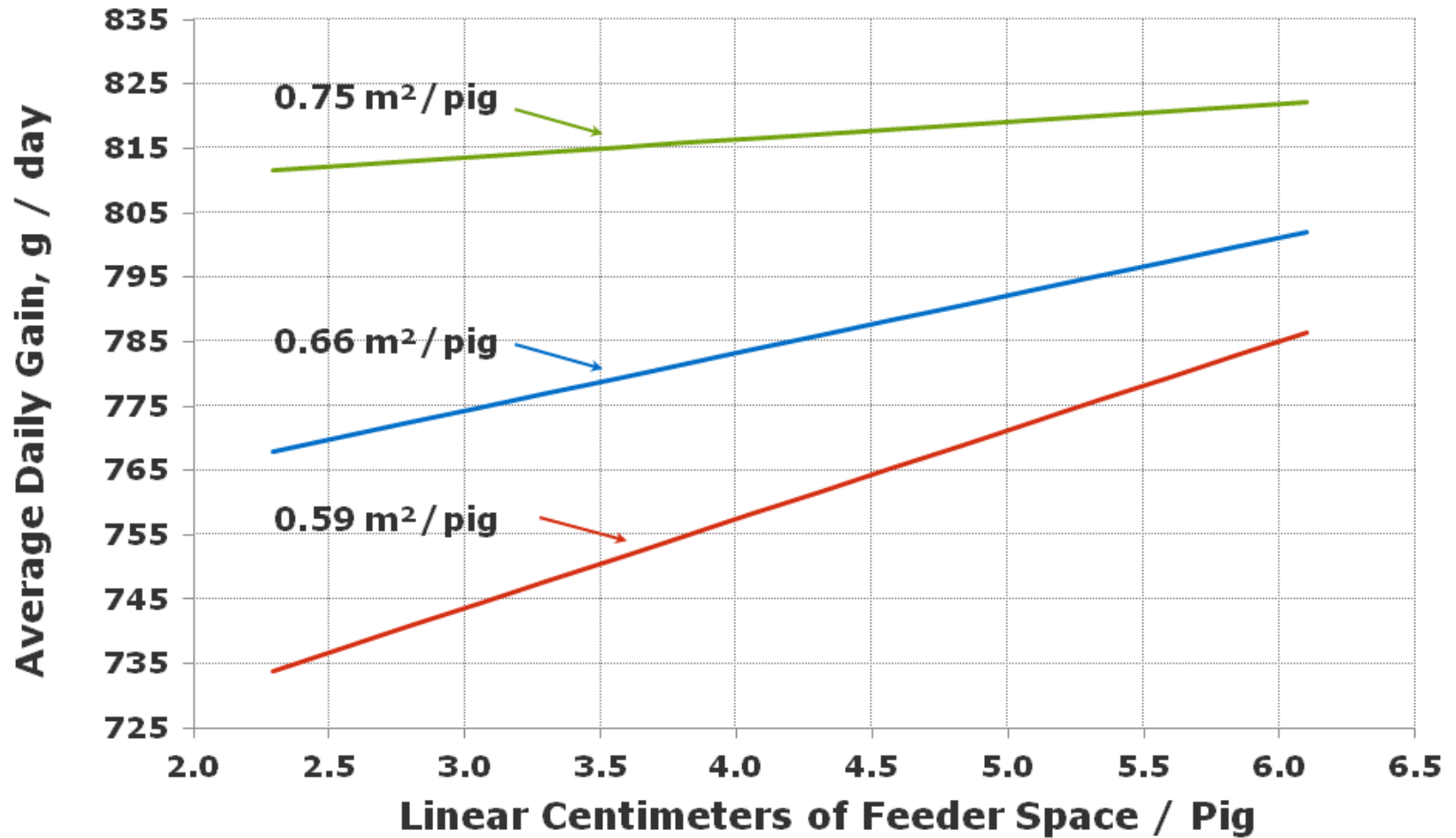
Once you know your curve

- Why are pigs growing like this?
- Improve your curve – Environment/Diet
- Optimize cost-benefit – Diet/Environment

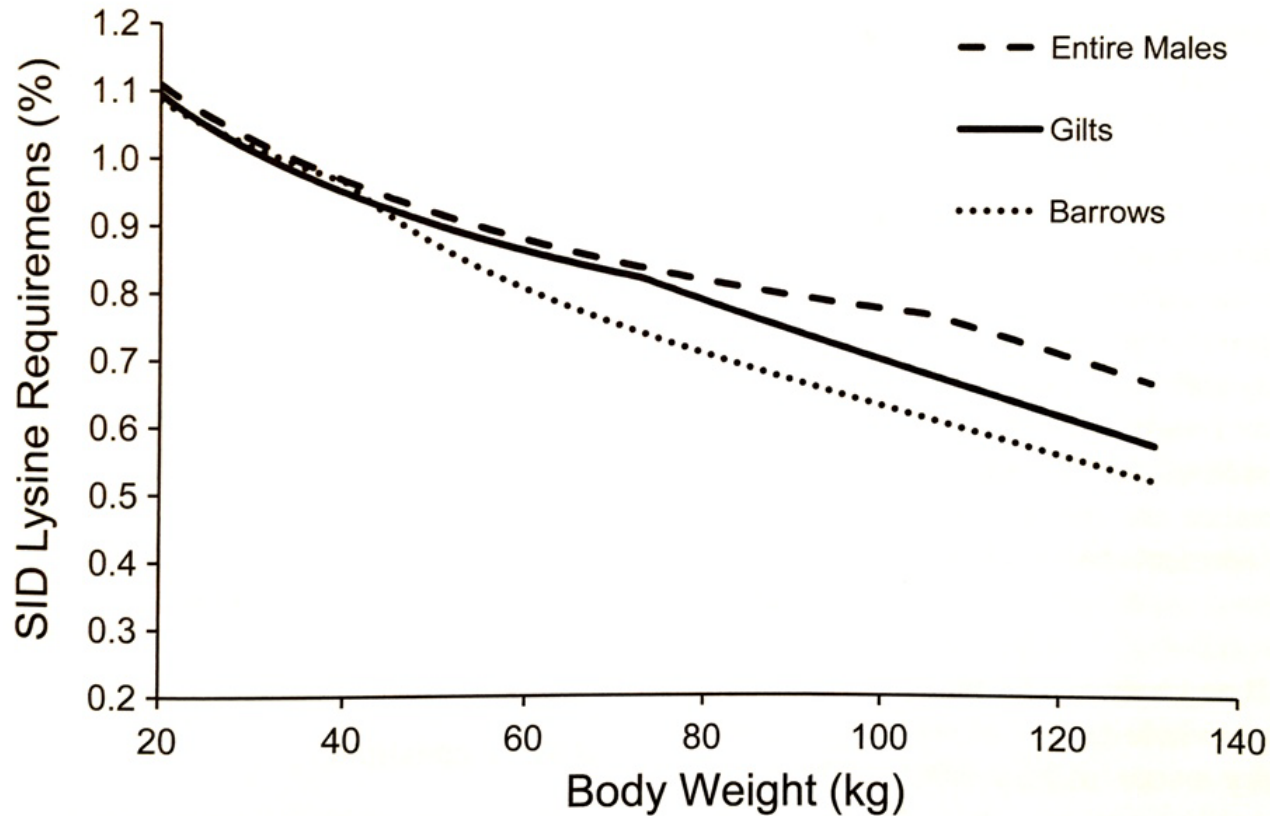
Health and welfare status

	ADG	FCR	Weaner Mortality	Age at sale
Negative	778g	2.39	2.30%	164d
Mhyo	737g	2.38	2.19%	170d
PRRS	731g	2.37	1.86%	173d
PRRS + Mhyo	705g	2.39	3.40%	179d

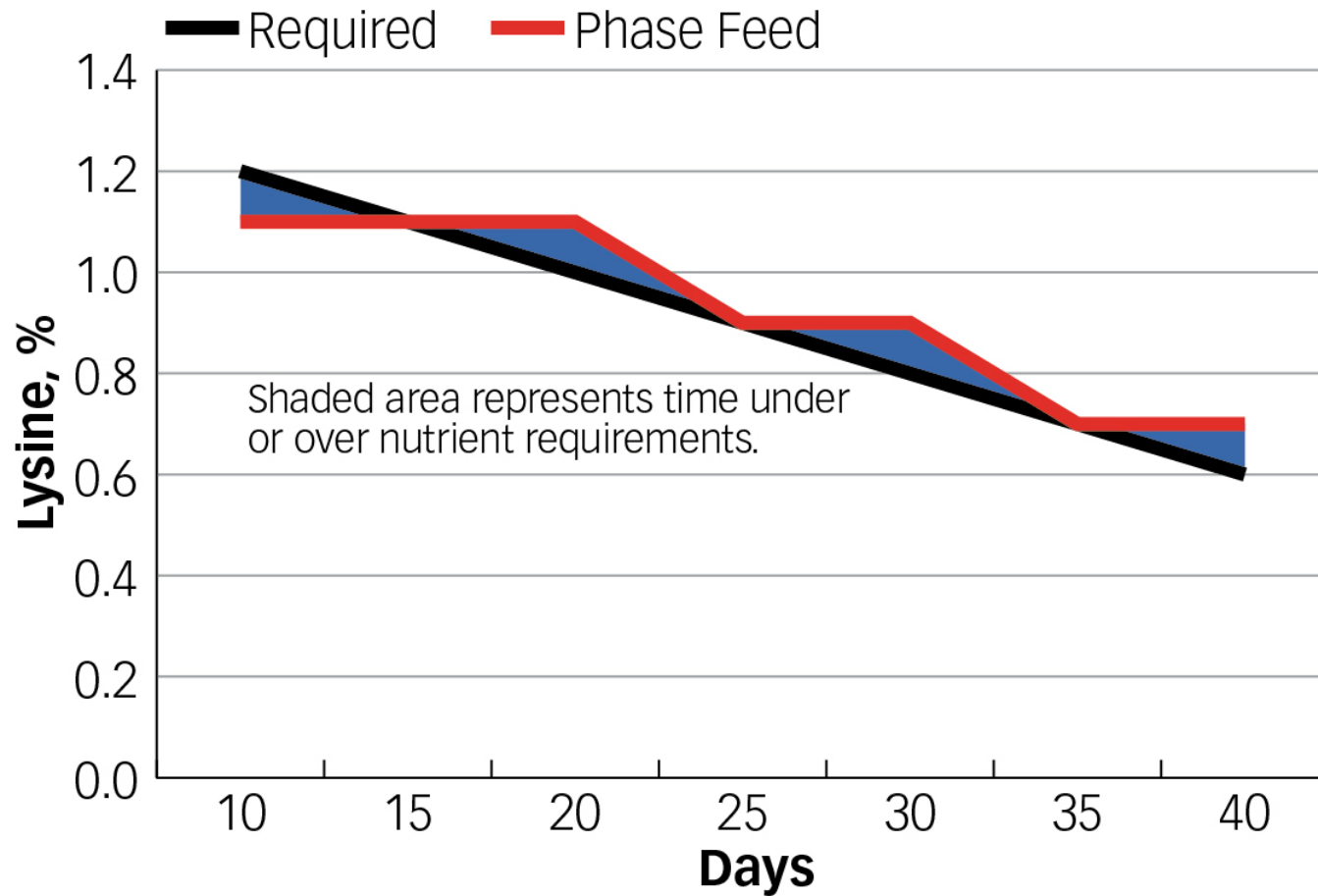
Feeder space - Density



Diet - Optimizing lysine



Diet - Optimizing lysine



Maize at 50% (€232.04 / tonne)

Ingredient	% Inclusion	Max.	Price (€/t).
Maize	50.0	50	182
Wheat pollard EU	22.8		210
Wheat	12.5	50	220
Soya Hi-Pro	12.2		340
Balance	2.50		
Total	100.0		

Diet - Optimizing lysine

Item	Constraints		
Crude protein	≤ 16%		
Net Energy	9.8 MJ/Kg		
SID lysine	0.96 %*	0.86 %	0.76 %
Digestible P	≥ 2.4g/kg		
Crude Fibre	2.5 - 5.0 %		
Euros per ton	232	229	226
Weight range	30 to 60kg	60 to 90kg	90 to 120kg

Phase feeding (conservative)

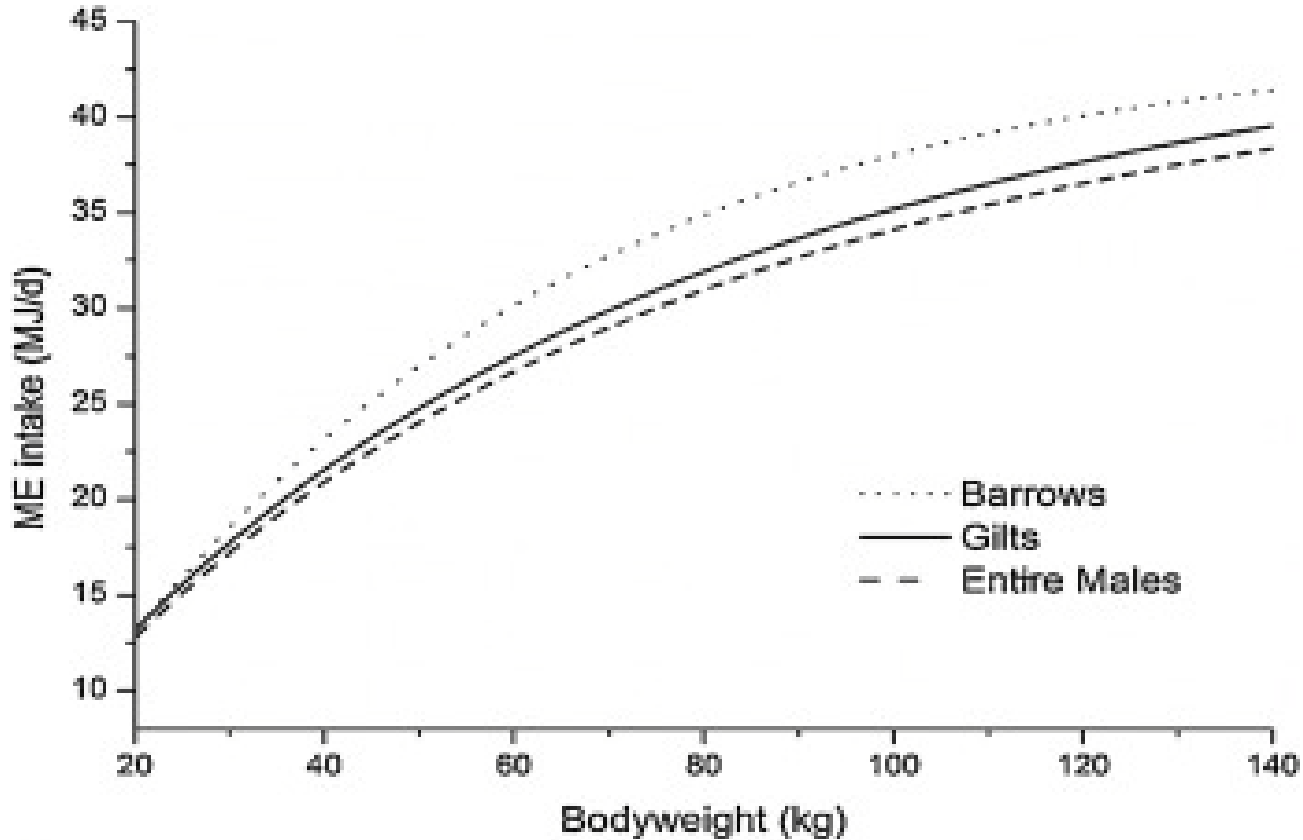
Week	0	1	2	3	4	5	6	7	8	9	10
Weight, kg	30		43		57		79		89		105
PRG 1											
PRG 2											
PRG 3											

Feeding program 1 – 232.0 euros

Feeding program 2 – 230.4 euros

Feeding program 3 – 229.1 euros


Diet - Optimizing Energy



Diet - Optimizing Energy

Net Energy, MJ/kg	10		9.1	
Crude Protein, %	19	15	19	15
Total cost € / tonne of feed	256	242	231	217
ADFI g/d	2088	2119	2219	2249
ADG g/d	985	1004	979	978
FCR	2.16	2.16	2.32	2.35
Total cost € / pig in finishing	41.2	39.5	39.5	37.6
Total cost € / pig / day	0.53	0.51	0.51	0.49
Carcass weight, kg	78.6	79.2	78.6	77.8
Total cost € / kg carcass	0.52	0.49	0.50	0.48

Economic modeling



TPPM PERFORMANCE MONITOR

Use this decision tool to monitor farm performance, based on the pricing for the different components of a farrow-to-finish unit

TPPM: Teagasc Pig Production Model - Pig Development Dept

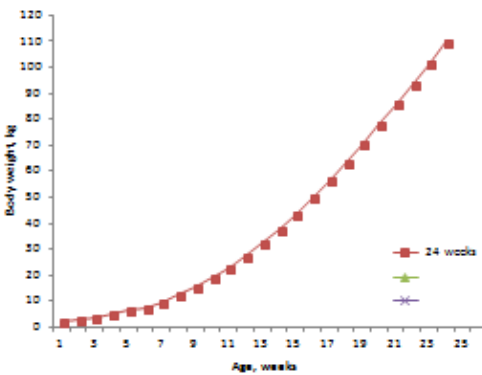
DISCLAIMER: Results are provided based on the information supplied by each user and it is based on the predicted performance for farms with high animal management, health and welfare levels. Teagasc or its staff cannot be held responsible for losses incurred as a result of following the guidelines set out in the TPPM performance monitor

For any queries please contact Julia Colledge DVM at julia.colledge@teagasc.ie

ENTER YOUR INPUT VALUES IN THE SH

HERD INFORMATION		WEAN-TO-FINISH PERFORMANCE				NET MARGIN PER PIG			
		PER KG/DW		PER PIG		PER KG/DW		PER PIG	
Herd size:	775	Piglet mortality	10,0%	ADG weaner 1, kg	0,33	€	0,10	€	8,71
Farrowing rate	86%	Weaner mortality	2,80%	FCR weaner 1	1,94				
Sow replacement rate	55,0%	Finisher mortality	2,50%	ADG weaner 2, kg	0,67				
Litter size/year	2,38	Weeks to slaughter	24	FCR weaner 2	1,82				
Nu. Sows Served/Year	32	Average weaning weight	7	ADG weaner 3, kg	0,48				
Nu. Gilts entering he	10	weaner 1, kg	18,7	FCR weaner 3	1,86				
Nu. total sows/cows/Year	41	weaner 2, kg	37,4	ADG finisher, kg	0,94				
Farrowing/week	35	Avg. BW on sale, kg	109,6	FCR finisher	2,42				
Nu. piglets born alive	13,2	Kill out %	76,4%	FCR (wean to sale), kg	0,61				
Nu. piglets produced	26,6	Nu. weeks in weaner 1	5	FCR (wean to sale)	2,26				
		Nu. weeks in weaner 2	4						
		Nu. weeks in finisher	11						

NON-FEED COST			
	per kg/DW	per pig	
Healthcare	0,1	8,37	
Heat/power/light	0,05	4,19	
Transport	0,01	0,84	
AI	0,02	1,67	
Manure	0,01	0,84	
Labour	0,16	13,39	
Repairs	0,01	0,84	
Accounting	0,002	0,17	
Interest	0,02	1,67	
Environment	0,01	0,84	
Insurance	0,01	0,84	
Depreciation	0,10	8,37	
Dead pig disposal	0,01	0,84	
Feeding	0,06	5,02	
Loan repayments	0,02	1,67	



FEED COST			
	kg	per tonne	per kg/DW
Sow - gestation	871*	88888	1 0,09
Sow - lactation	429*	88888	1 0,05
Creep	2,9	88888	1 0,03
Link	6,9	88888	1 0,05
Weaner 1	12,9	88888	1 0,04
Weaner 2	34,1	88888	1 0,10
Finisher	174,6	88888	1 0,46


*Feed intake per sow per year based on 87% feed use during gestation and 83% use during lactation

VALUE OF PIG AT FACTORY	
Dead weight, kg	83,70
Price/kg dead	1 1,52
Pig value	1 127,23


SUMMARY		
	per kg/DW	per pig
TOTAL FEED WEAN-TO-SALE, KG		231,31
TOTAL FEED COSTS	1 0,82	1 68,96
TOTAL NON-FEED COSTS	1 0,59	49,55
TOTAL COSTS	1 1,42	1 118,51

15

Teagasc Presentation Footer



AGRICULTURE AND FOOD DEVELOPMENT AUTHORITY



Thank you