

# Biosecurity: Practical measures to protect your flock and industry

---

DR. DANA SIMPSON DVM MRCVS



## Introduction

---

- ✓ Graduated from Utrecht University 2005
- ✓ Large animal vet 2006-2017
- ✓ St Davids Northern Ireland 2017-present
- ✓ Currently studying for a masters degree in poultry veterinary
- ✓ Oversee commercial rearing and laying farms (~ 3 million birds)
- ✓ 90-100 week old layers
- ✓ Holistic bird management

# What is Biosecurity?

A combination of measures, physical and management related

Aimed at reducing the risk of disease introduction to your flock

And reducing the spread of disease between sites

**This helps protect your flocks and livelihood as well as industry.**

We will never eliminate the risk completely but we must try and reduce the risk as best we can

---




Biosecurity starts at the gate...



---

WHY??



## Useful biosecurity measures

1. No visitors – unnecessary or accidental



### **Unnecessary high-risk visitors**

Dead bin lorry!!  
Delivery vehicles (post, goods)  
Neighbours

### **Necessary high-risk visitors**

Feed delivery vehicles  
Egg collection vehicles  
Repair services  
Vermin control services  
Vets  
Auditors

**Nothing and nobody comes in without disinfection!**





---

Wheel spray should be in good working order

Fresh solution every 1-2 days

Sprayer size fit for purpose

Sufficient solution for all vehicles entering the site

All vehicles must get sprayed prior to entering the site

**NO EXCEPTIONS**



**YES**



**NO**



2. Keep the yard clean and clear





### 3. Covered foot baths with clean disinfectant solution at the entry to the house



REFRESH SOLUTION 2-3  
TIMES A WEEK (MINIMUM)




REFRESH SOLUTION IF  
VISIBLY CONTAMINATED



PROVIDE SUFFICIENT  
SOLUTION TO COVER  
FOOTWEAR








## When choosing a disinfectant, make sure that...

- it is licensed to use by DAFM
- it has proven efficacy against AI and Salmonella
- It is used at the right concentration
- The product retains efficacy under cold weather conditions



4. Change your footwear at least once between the outside and bird area.

Ideally twice!!

---

**It's a small action with a massive impact**

---

Separate footwear for each house

---

Allocated colours can be of help

---

Keep a pair of spare wellies / shoes for the egg collector / auditors / visitors

---

## 5. Wash, dry and sanitise your hands



And make sure all visitors do as well

---

Stay vigilant

continuously assess any risks associated with actions

think... think... think...



Be aware of things like;

Shavings

Egg trolleys and 'Scrap' egg trolleys

Buckets

Grit

Bales of keys trays

Toolboxes and machinery



Keep a sprayer in the egg store – spray the area the egg trolleys have moved across

Take responsibility for visitors - Keep extra boot covers , coveralls/boilersuits, face masks for visitors

## 6. Check your fabrication, vents and fans



Prevent water ingress - Especially into the bird area



## 7. Discourage wild birds from your farm and your range.

- Clear any feed spills up promptly
- No standing water on the range - If you can't drain it then prevent your birds having access to it.
- Use deterrents such as scarecrows, noise machines , bird scarers etc.
- Do not install a duck pond...





## 8. Vermin control

- Clean up feed spills promptly
- Seal up any gaps, holes and cracks
- Kick plates on lower door edges
- Cover the litter belt
- Store manure securely
- Keep the egg packing area clear of clutter and egg matter
- Check traps twice a week and replenish bait when necessary
- Autumn is the high-risk period



DOGS CAN ACT AS A VECTOR FOR  
SALMONELLA



PETS CAN CARRY IN CONTAMINATED  
MATTER (PAWS, FUR, MOUTH)

9. Keep pets out of the packing area and hen house(s)



## 10. keep the bird area as secure as you can

This includes the range on free range sites  
Wildlife can carry, shed and spread the flu virus as well as other diseases such as Salmonella, Mycoplasma, Infectious Bronchitis etc.



# 11. Cleaning and Disinfection at intercrop

---



Biofilm formation properties of pathogenic bacteria including Salmonella and Enterococcus



Viral, bacterial and fungal environmental load



Feed bins , hoppers and tracks



Water lines



Don't be afraid to ask questions.



Don't be afraid to challenge anything you feel may be putting your business at risk



Book a free TASAH audit to help you prepare

We are all in this together

---

stay alert

disinfect

protect

If you  
suspect  
your flock  
has bird flu

Notify DAFM via the Avian Check App

call the Avian Influenza Hotline at 01  
607 2512 or

01 492 8026 (outside of normal office  
hours)



A solid green vertical bar runs along the left edge of the slide.

Thank you for your  
attention